

Facts & Figures



CAPACITEIT AFAS Live	SURFACE	SEATED	STANDING
Black Box removable stage (832) balcony (666) and 2 VIP balconies	3.000 m ²	± 3.500 personen	max. 5.500 persons
isla Talent Stage	500 m ²	487 persons	670 persons
Foyer	1.000 m ²	reception	1.500 persons
Vide	255 m ²		
Restaurant First	152 m ²	84 persons	
Legends Lounge	56 m ²	42 persons	

isla Talent Stage

- Private sponsor/VIP entrance on the ArenA Boulevard
- Triangular shaped area of 500 m², located on the first floor
- Ideal separated party area

Vide

- reception area
- floor area of 255 m²
- catering facilities
- acces from isla Talent Stage to restaurant First

Foyer

- Transparent façade
- Spacious entrance and foyer
- Cloakroom facilities (> 5.000)
- Fixed sound and light equipment
- Total: 1232 lockers
- Panorama elevator

DE BLACK BOX

- Approx. 3.000 m² area surface
- Excellent acoustics
- High-quality air conditioning
- Removable stage and balcony
- 650 Amp power outlet for stage techniques and 250 Amp power outlet for other requirements
- Beams (4.000 kg) – almost every requirement can be met
- Free space to bottom beams 12,50 m and 17,50 m from stage
- Backdrops available

OPERATIONS

- Experienced operation managers
- Production offices with telephones and fast internet connection

CATERING

- Free choice of caterer (private events)
- Spacious kitchen with modern appliances
- Deepfreeze and chilling facilities
- Backstage restaurants for crew and artists

EXCELLENT LOCATION AND ACCESSIBILITY

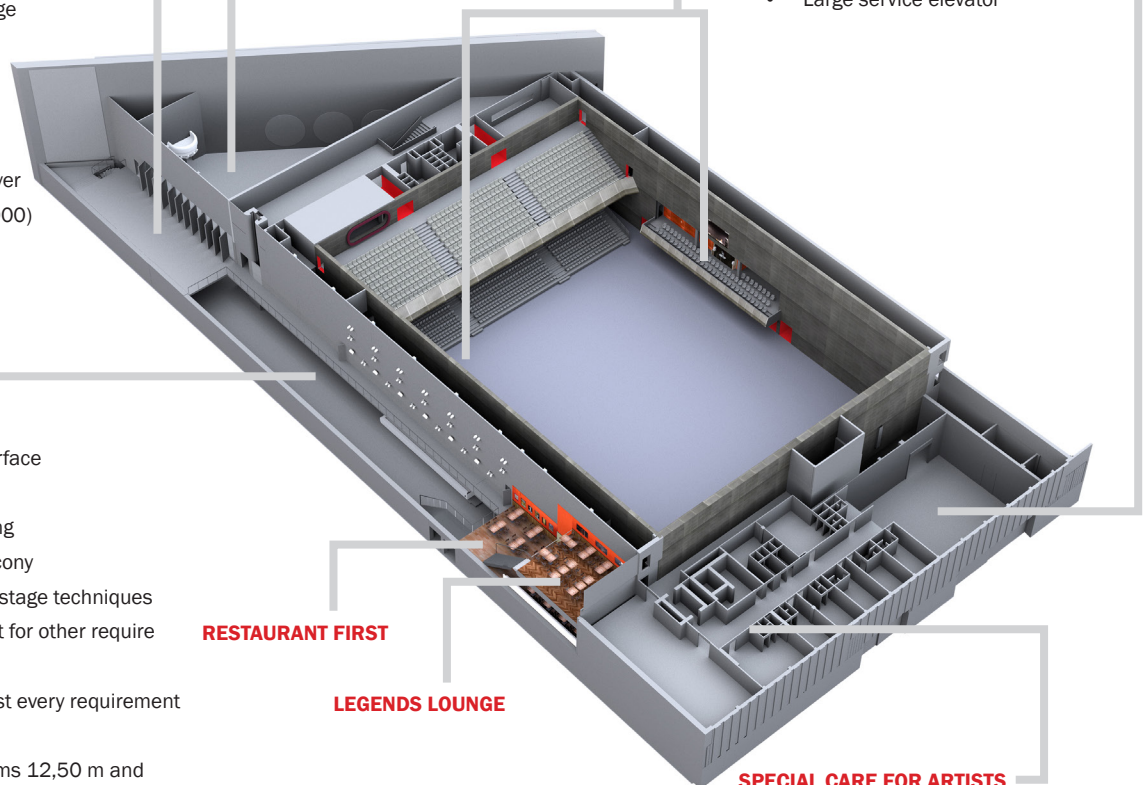
- Located in the Southeast of Amsterdam, just off the A2 (Utrecht – Amsterdam) on the ArenA Boulevard, opposite the Amsterdam ArenA
- 100 m from train and tube station “Bijlmer ArenA”
- 17.000 parking facilities within walking distance

VIP BALCONIES

- Two VIP balconies with perfect sightlines
- Buffet and hostess

EASY ACCESS LOADING AREA

- Doors (13 and 7.5 m wide, 4.5 m high)
- Easy access to main hall for trucks
- Large service elevator



RESTAURANT FIRST

LEGENDS LOUNGE

SPECIAL CARE FOR ARTISTS

- Separate backstage entrance and separated walking area for artists
- 8 dressing rooms with shower and toilet, of which 2 are band dressing rooms
- Dressing rooms with telephone and fast Wifi internet connection

1. General information on AFAS Live.....	1
2. Black box.....	3
3. isla Talent Stage.....	7
4. Entrance / Foyer.....	9
5. Balcony.....	11
6. Backstage area.....	12
7. Safety & Security.....	16
8. APPENDIX I: AFAS Live safety guidelines.....	18
9. APPENDIX II: AFAS Live hoisting guidelines.....	22
10. APPENDIX III: Standard AFAS Live stage.....	24
11. APPENDIX IV: Truss frames.....	25
12. APPENDIX V: Lighting plan for isla Talent Stage.....	26
13. APPENDIX VI: Permissible frequencies.....	27
14. APPENDIX VII: AFAS Live house rules.....	27
15. APPENDIX VIII: Narrowcasting.....	31
16. APPENDIX IX: Fire watch requirements.....	32

1. GENERAL INFORMATION ON AFAS LIVE

General

Since its official opening in 2001, AFAS Live has certainly lived up to its motto 'Live will never be the same'. The facility has proved its worth to the international concert industry and business event market alike, both of which highly value its distinguishing qualities. With a unique, easily accessible location in Amsterdam, the unparalleled acoustics of the Black Box, logistical advantages and transparent organisational structure (catering and facilities are free), AFAS Live is one of Europe's most modern event locations. AFAS Live is the ideal location for any event based around the live experience.

AFAS Live has a hall designed especially for amplified music, known as the Black Box. This spacious facility offers perfect acoustics. The Black Box can be configured to create any desired atmosphere. The stage is adjustable and movable. The Black Box also has a permanent balcony and retractable seating. With a spacious Entrance area, visitors awaiting the start of an event will never have to wait outside in the wind or rain. The Entrance leads to the spacious Foyer, which has a 16-metre ceiling height. AFAS Live's Talent Stage is located on the 1st floor and is used to accommodate small groups or visitors from the seating area and permanent balcony. The facility can also be used for afterparties after an event has finished. AFAS Live also offers a range of other facilities such as cloakrooms, lockers, sanitary facilities and food service outlets. In addition to a main entrance with cash registers, the building also has a separate entrance for VIPS and guests.



AFAS Live on the ArenA Boulevard



The spacious Entrance

Capacities for standard concert configurations

AFAS Live	seated	standing / seated
Black Box	± 2,180	± 4,000 (standing)
Seating	832 (optional)	768 (optional)
Balcony	666	666
VIP boxes (2 x 54)	108	108
Wheelchair platform (wheelchair & supervisor)	16	16
Total	Cap: 3,792	Cap: 5,500

Visiting address: main entrance
AFAS Live
ArenA Boulevard 590
1101 DS AMSTERDAM ZUIDOOST

Postal address
AFAS Live
P.O. Box 12812
1100 AV AMSTERDAM ZUIDOOST

Visiting address: reception / office / backstage (rear of the building)

De corridor 9
1101 BC AMSTERDAM ZUIDOOST
Tel : +31(0)20-4097979 (general)
Fax : +31(0)20-4097980
e-mail : info@afaslive.nl

AFAS Live: Directions

AFAS Live is located in Amsterdam Zuidoost and is easily accessible by both car and public transport. Amsterdam Airport Schiphol is located at a mere 15-minute drive from the building.

Car parks

P6 is the car park beneath AFAS Live, with a maximum headroom of 2 metres. Transferium / P1 is the car park directly across from AFAS Live, and features a special entrance for handicapped vehicles with a height of over 2 metres.

You can park in all car parks in AFAS Live's surrounding area. Exit cards for the car parks can be purchased at AFAS Live. Further details: www.bereikbaar.amsterdam.nl

From Utrecht & Amsterdam

- Driving from Utrecht or Amsterdam, take exit 1 Transferium/ Ouderkerk aan de Amstel / Amsterdam Zuidoost;
- Take a left at the end of the exit ramp and follow the signs to P6;
- P6 is the car park beneath AFAS Live.

From Amersfoort A1

- Driving from Amersfoort on the A1 motorway, take exit A9 to Schiphol / Amstelveen;
- Take exit AMC (or, from the A2 motorway to Amsterdam, take exit 1 Transferium, see above);
- Take a right at the end of the exit ramp and follow the signs to P6;
- P6 is the car park beneath AFAS Live.

Coaches

For further details on parking near AFAS Live, please contact our Events department (events@afaslive.nl).

Public transport

AFAS Live is easily accessible by metro and train. The Amsterdam Bijlmer Arena NS train station and metro station is located at just 2 minutes walking distance from AFAS Live. The Duivendrecht NS train station and metro station is located at just 15 minutes walking distance from AFAS Live. Further details: www.9292ov.nl

Bicycles


AFAS Live does not have a supervised bicycle shed. However, you can park your bicycle in the bicycle racks on the ArenA Boulevard, such as those in front of the Pathé ArenA cinema complex, the Decathlon and the Mediamarkt.

2. BLACK BOX

General

The Black Box is AFAS Live's large rectangular hall, which features large built-in bars on both the Foyer and Pathé side. The VIP boxes are located directly above these bars, and can be accessed from the isla Talent Stage or backstage area.

There is also a special bar for visitors on the permanent balcony. The Black Box has been equipped with a high-end air conditioning system.



Empty Black Box



Black Box with seats

Stage / balcony / (handicapped) seating

The Black Box features a flexible standard stage (not included in the basic rent) with stairs and arm rests (adjustable in height and width) that can also be removed in its entirety (for a standard stage plan, see appendix III). The stage consists of modular components finished with a rough wooden floor plate. No nails, screws (double-sided) tape or other materials may be affixed to the stage.

The lessee must ensure that the stage is delivered in its original condition (condition at the start of the lease period) once disassembly work has been completed.

According to fire brigade regulations, there must always be a distance of at least one metre between the stage and the Black Box's permanent rear wall.

Naturally, there are also many other possible stage configurations, such as "in the round" concerts. This will involve additional charges. All stage plan applications must be submitted to AFAS Live.

The Black Box also has a fixed balcony and retractable seating. A special handicapped platform can be assembled upon request.



Black Box



Sign posting

Stage curtains

Upon request, the stage can be fitted with stage curtains in the form of one backdrop and two side curtains (fixed positions). There is no front curtain.

Rubber mats / cable ramps

AFAS Live is equipped with 6 rubber mats with a length of 5 metres, and 40 cable ramps with a length of 1 metre each in order to cover up cabling on the floor.

House lighting

The standard house lighting in the Black Box can be dimmed. The house lighting is controlled by means of DMX and is designed to be controlled from distribution panel K1 at stage left. The house lights can also be patched into your own lighting control console and controlled from front of house. The work light in the Black Box can be configured to multiple lighting groups.

Sound levels

The maximum permissible sound level in the Black Box may not exceed 103 dB (A) LA_{eq}.

Search lights

AFAS Live is not equipped with search lights. Search lights will be installed in consultation with the Operations Manager and must comply with the operating instructions issued by the Amsterdam Fire Brigade.

Electricity

No parties other than authorised AFAS Live staff are permitted to make or break connections with the power supply. All connections in excess of 32 A are deactivated as standard, and can be switched on upon request. In the event of a production that lasts several consecutive days and has no (overnight) security, all connections in excess of 32 A will be deactivated as soon as the building is empty.

Projection screens

There are two projection screens along the long sides of the Black Box. The projectors have a maximum resolution of 1920x1080. This is also the maximum resolution for all presentation materials, such as PowerPoint etc.

With this narrow casting system AFAS Live is able to present flash and video content, twitterwall, signing, advertising, webPages with RSS-feed and/or a tickertape and powerpoint presentations in a dynamic way. These will be featured on individual or groups of LCD displays, at the right place, at the right time and for the right people. More specifications about the flash and video content with our narrow casting see appendix VIII.

Technical specifications for the Black Box

Dimensions	- 61 x 43 m (l x w)
Floor area	- ± 3,000 m ²
Height of audience area	- 12.5 m to lowest beam - 17m to top of beam
Height of stage area	- 17.5 m to lowest beam - 21m to top of beam
Standard stage dimensions	- 18 x 10 m (l x w) or 18 x 12 m (l x w)
Standard stage height	- The most common dimensions are: 1.8 and 2 m
Standard side wing dimensions	- 6 x 4 m (w x d)
Stage component dimensions	- 2 x 1 m
Stage floor finishing	- Rough floor plate
Maximum stage load	- 750 kg/m ² (in standard configuration)
Number of available stage components	- 165 (2 x 1 m)
Adjacent access door dimensions	- largest door: 3.9 x 4.5 m (w x h) - largest door between audience area and Black Box (mirrored wall): 1.70 x 2.66 m (w x h)

	- lowest passage under VIP lodges: 2.66 m
Point load beams	- point loads 40 kN / 4,000 kg
Sound absorption	- 80%
Maximum permissible sound level	- Maximum of 103 dB(A)
Height of catwalks / walkways	- audience area 12.5 m above floor height - stage area: 17.5 m above floor height
Catwalk / walkway load	- 1 kN/m, or 100 kg/m at the edges - 1 kN/m ² or 100 kg/m ² on the floor
Height of audience area beams	- 12.5 m to underside of beam - 17 m to top of beam
Height of stage area (stage tower)	- 17.5 m to underside of beam - 21 m to top of beam
Number of beams	- 7 beams
Beam-beam distance	- 7.8 meter (heart-heart)
Point load beams	- 4.68 kN/m, or 468 kg/m on lower beam - 5.35 kN/m, or 535 kg/m on upper beam
Black Box power supply	- 6 x 32 A. 230/400 V CEE-form (5p) along wall (GF) - 6 x 16 A 230 V CEE-form (3p) along wall (GF) - 1 x 32 A. 230/400 V CEE-form (5p) seating (1 st floor) - 3 x 32 A. 230/400 V CEE-form (5p) balcony (3 rd floor) - 4 x 32 A. 230/400 V CEE-form (5p) catwalk (4 th floor)
Power supply stage right (lighting distribution panel – L1)	- 1 x 400 A. 230/400 V Powerlock (5p) - 3 x 125 A. 230/400 V CEE- form (5p) - 2 x 63 A. 230/400 V CEE- form (5p) - 4 x 32 A. 230/400 V CEE- form (5p) - 1 x 16 A 230 V CEE- form (5p) - 3 x 16 A. 230 V CEE- form (3p) - power handling capacity L1 maximum total of 600 Ampère per phase
Power supply stage left (sound distribution panel – K1) *	- 1 x 200 A. 230/400 V Powerlock - 2 x 125 A. 230/400 V CEE- form (5p) - 2x 63 A. 230/400 V CEE- form (5p) - 3 x 32 A. 230/400 V CEE-form (5p) - 1 x 16 A 230 V CEE- form (5p) - 3 x 16 A. 230 V CEE- form (3p) - power handling capacity K1 maximum total of 250 Ampère per phase
Miscellaneous	- distribution box: in 125 A, out 2 x 63A and 2 x 32A (CEE-form 5p) - distribution box: in 32 A CEE-form, out 6 x 16 A schuko - 5 x 32 A. CEE form (5p) 20-metre extension lead
Stage curtain dimensions (black wool): - Backdrop - Side curtain - Balcony curtains	- 30 x 10 (l x h) consisting of 7 4 x 10 m curtains - 12 m, per side, consisting of two 10 x 4 m curtains and one 8 x 4 m curtain

Standard house lighting (dimnable)	- 122 opti quad par RGBW
Work light	- 46 Colombo 400 Watt HQI daylight lamps
Floor	- concrete with PU top layer coating
Floor load	- max. floor load is 2,000 kg/m ²
Man lift	- 1x model SMWP11-2100. Self-propelled. max. working height of 11 m
Man lift	- 1 x ALP-lift, PH 1200 model, 230 Volt / max. working height of 13 m

- * In connection with AFAS Live's company emergency response plan, the lessee is obliged to connect all Black Box sound system amplifiers to distribution panel K1 (see appendix I, Amsterdam Fire Brigade operating instructions). AFAS Live does not feature a piano / grand piano.

3. ISLA TALENT STAGE

General

The 1st floor of AFAS Live features the isla Talent Stage: a triangular room with a view of the Foyer.

The atmospheric lighting is dimmable. The isla Talent Stage features one permanent bar and can be equipped with mobile bars if necessary. The isla Talent Stage features toilets and a cloakroom. The cloakroom has capacity for 1600 coats. As standard, the isla Talent Stage features various projection facilities.

With standard facilities such as a permanent lighting and sound system with DJ equipment in the separate DJ booth (for specifications, see the section below and the lighting plan in appendix V), the isla Talent Stage is ideally suited to pre and after parties. The space is also highly suitable for small one-day meetings and presentations and can also be used as a reception or break-out facility.



isla Talent Stage



isla Talent Stage in full-capacity configuration

Sound equipment

The sound levels measured in the isla Talent Stage may not exceed 95 dB (A).

VIP / sponsor entrance

AFAS Live has a separate entrance designed especially for guests and sponsors. This entrance leads to the isla Talent Stage.

isla Talent Stage: general specifications

Dimensions	- Triangle: long sides 38 x 44 m, short side 20
Floor area	- 500 m ²
Height	- 10.8 m
Capacity:	
- standing	- 670
- seated	- 492
Suspension points	- 7, with a 30 mm lifting eye (drawing available upon request)
Suspension point load	- vertical 5 kN / 500 kg - horizontal loads are NOT allowed
Power supply:	
- technical area	- 4 x 32 A. 230/400 V CEE-form (5p) - 4 x 16 A. 230 V CEE-form (3p)
Stage curtains behind projection screen (black wool)	- 10 x 21 m (h x w)
Floor	- Concrete with PU top layer coating

Technical specifications for the isla Talent Stage

Lighting equipment

Number	Description
65	Elation optiquad par rgbw
4	Elation fresnell led
1	Swefog 2000
3	Source four profiel 50graden
15 m.	Front truss H30 V
8x5x10 m.	Triangular truss H30 V
	Multi connector Harting 16p

Sound equipment

Number	Description
	PA L/R
2	Synco W8LM Grid
4	Shackle with screw pin (SWL 33KN)
8	Synco W8LC/W8LM Connection pin
12	Synco W8LM Mini cabinet
2	Synco W8LMD Down cabinet
	Amp Racken
2	XTA DP226 DSP System controller
4	Synco MA2.8S amplifier

DJ equipment (DJ booth setup, non-movable)

Number	Description
2	Technics SL-1200 turntable incl. element Ortofon Concorde
1	Pioneer DJM 800 4-channel mixer
3	Pioneer CDJ-2000 CD-player
1	RCF ART 300 active DJ monitor

Video equipment

Lease of the isla Talent Stage includes use of the existing lighting and sound systems including DJ equipment. AFAS Live does not have its own microphones.

Projection facilities in the isla Talent Stage consist of a BARCO HDF W-26 (FULL HD, 1920 x 1080 RES, 26000 AL) and 5 x 9 m. projection screen, BARCO PDS-902 3G switcher. If you would like to use the in-house projection facilities in the isla Talent Stage, please contact our Events department (events@afaslive.nl).

4. ENTRANCE / FOYER

General

The Entrance offers access to the Foyer, isla Talent Stage and, naturally, to Black Box. The cash register – which is the point of sale for AFAS Live prepaid payment cards – is located in the front right section of the transparent Entrance. The Entrance is equipped with a TV screen for presentations.

AFAS Live has a separate VIP entrance designed specially for invited guests and sponsors. Situated next to the main entrance, the VIP entrance is fitted with a glass turnstile door. Guests are led upstairs via a spiral staircase, which brings them to the Loft on the first floor.

The Foyer is located on the ground floor of AFAS Live, adjacent to the Entrance: a large, high rectangular space with a transparent façade. The Foyer connects some of AFAS Live's most important areas. On the ground floor, the Foyer is connected to the Black Box. The stairs and lift to the 1st floor connect the Foyer to both the isla Talent Stage, the Mezzanine and Match Box. Due to its exceptional length and height, the Foyer is highly suitable as a reception area. The space easily be easily transformed into a lounge or catering area by introducing selected furniture elements.

Furniture and stands may only be placed on the long side of the Foyer, up to a maximum depth of 2.5 metres (depending on the number of guests).

The Foyer has a large, spacious cloakroom with capacity for 1,200 coats, as well as a ticket register, a Grab & Go food stand and a large bar. There are also 688 lockers in the Foyer, and another 544 in the corridor on the Pathé side, providing a total of 1,232 lockers on the ground floor, which can be scaled up during busy periods.



The first floor provides access to the isla Talent Stage as well as to the Loft, from which the visitors have access both to the VIP balcony on the Foyer side and to Restaurant First via a walkway. Overlooking the Foyer, the restaurant seats 84 guests and serves meals before concerts.

The Loft is a multifunctional space and can serve either as an extra break out or workshop space in addition to the isla Talent Stage, Foyer and Black Box. It is an ideal space for meetings, receptions, dinners or brainstorming sessions, for which the layout of the space can be determined on each occasion. In addition, the space can also easily function as a catering or reception area. A technical highlight of the Loft includes the fact that the space below is fitted with an extensive range of programmable lights.

The Legends Lounge offers an inviting space on the second floor above the Foyer and has a maximum seating capacity of 42. It offers hospitality packages for associates and can also be booked for small private groups.

The Foyer wall (opposite the cloakroom) can be used as a projection surface. Posters, banners, etc. can be mounted on truss frames in both the entrance and the Foyer (consultation required). A total of eight truss frames are available. See Annex IV for the dimensions.

Entrance screen

The Entrance features an LG Iv355c LED TV. The screen resolution is 1920x1080 (16:9). Content to be submitted on a USB stick.

Foyer projector

The Foyer features a projector. The projector resolution is 1920x1080. Content to be submitted on a USB stick.

Outdoor LED screen

3 round LED screens are affixed to the facade of AFAS Live and are visible across a large part of the Arena Boulevard. m². Image properties total:

Width: 1920 Pixels
 Height: 1080 Pixels
 Resolution: 72 Pixels/Inch

Please contact our Events Department (events@afaslive.nl) if you wish to make use of these LED screens.

Our narrowcasting system allows us to schedule different content on the screens. Please see Appendix VIII for more information.

Technical specifications for Entrance area

Floor area	- 275 m ²
Height	- 2.68 m
Main entrance door dimensions	- largest door: 2.13 x 2.5 m (w x h)
Glass partition door dimensions	- largest door: 1.88 x 2.66 m (w x h)
Floor	- Concrete with PU top layer coating
Power supply	- 2 x 32 A. 230/400 V CEE-form (5p) - 3 x 16 A 230 V CEE- form (3p)

Technical specifications for Foyer

Dimensions	- length including hospitality area 110 x 8 x 15.5 m (l x w x h) - floor area: 90 x 8 x 15.5 m (l x w x h)
Floor area	- length including hospitality area: 880 m ² - floor area: 720 m ²
Height	- 15.5 m
Dimensions for (emergency) Foyer exit door	- 2 x 2.6 m (w x h) - heights for vehicles 2 x 2.54 m (w x h)
Floor	- Concrete with PU top layer coating
Floor load	- maximum of 2,000 kg/m ²
Suspension points	- 23, with a 30 mm lifting eye (drawing available upon request)
Suspension point load	- vertical 5 kN / 500 kg - horizontal loads are NOT allowed
Power supply	- 4 x 32 A. 230/400 V CEE-form (5p) in cable duct along wall - 4 x 16 A. 230 V CEE- form (3p) - 6 x 16 A. 230 V wall sockets along cable duct / wall
Lift dimensions	- 89 x 230 x 139 cm (w x h x d)
Lift load	- 630 kg / 8 people

5. BALCONY

The Balcony is located on the 3rd floor and can be accessed from the isla Talent Stage via the lift or stairs. The Balcony features 666 seats and has its own bar in the Black Box. Mobile bars can also be set up in the hall outside the Black Box. The Balcony also features toilets and a cloakroom. The cloakroom has capacity for 1500 coats.

Search lights can be installed on the plateau behind the Balcony's middle seating section. When closed to the public, the balcony can be hidden from view with black curtains. The Black Box will then appear smaller, thus creating a more intimate setting.

Technical specifications for the Balcony

Dimensions	- Underside of Balcony measured from ground floor: 6.18 m
Power supply: - Inside the Black Box - In the hall	- 3 x 32 A. 230/400 V CEE-form (5p) - 3 x 16 A. /230 V wall sockets - 8 x 16 A 230 V wall sockets

6. BACKSTAGE AREA

General

The Backstage area is located to the rear of the building, at De Corridor 9.

AFAS Live offices are located in the backstage area. The reception area is located on the ground floor, with the other offices located on the 2nd floor.

Goods can be transported from the ground floor to the 1st and 2nd floors by means of a goods lift, with a maximum load of 2,000 kg / 26 persons.

Production offices

The backstage area also features production offices and dressing rooms. These areas are multifunctional.

Production offices (1st floor)

- 3 production management offices with a floor area of approx. 20 m² each;
- phone/data connection lines;
 - Production office: Internal: 318, external: +31204097930
 - Bandproduction: Internal: 307, external: +31204097925
- analogue line for fax or modem;
- copier;
- USB connections;
- phones.

Operations Manager phone number: 020 4097955 (or internal number 955)

All reports or calamities should be called in using the internal emergency number: 666 (or 020-4097666).

Catering areas

Both the crew catering (1st floor) and band catering (2nd floor) facilities are equipped with a small open kitchen. In accordance with Amsterdam Fire Brigade regulations, the use of gas is prohibited in AFAS Live.

Facilities in large kitchen (ground floor)

- Freezer and cold stores;
- Ice cube maker;
- Rinsing sinks and work tables;
- Coffee machines;
- Oven;
- Deep fryer;
- Extraction system;
- Additional power supplies: 3 x 32 A. 230/400 V CEE- form (5p);
Additional power supplies available on request: 1 x 125 A. 230/400 V CEE- form (5p).

Kitchens / restaurants (1st and 2nd floor)

- Postmix system;
- Coffee machine;
- Work table;
- Rinsing sink;
- 30x 50 kitchen grill;
- Extraction system;
- Refrigerator;
- Freezer (only on the 1st floor);
- Kitchen grill;
- Additional power supply for 1st floor restaurant: 1 x 32 A. 230/400 V CEE- form (5p);
- Additional power supply for 1st floor restaurant: 2 x 16 A. 230 V CEE- form (3p);
- Additional power supply for 2nd floor restaurant: 1 x 32 A. 230/400 V CEE- form (5p);
- Additional power supply for 2nd floor restaurant: 2 x 16 A. 230 V CEE- form (3p)

Dressing rooms (2nd floor)

- AFAS Live has 2 large and 6 small dressing rooms;
- The dressing rooms feature tables, chairs, a couch and a television;
- 7 dressing rooms feature a shower and toilet, dressing room 8 does not;
- Dressing rooms 1, 2, 3, 4, 6 and 8 all feature 2 make-up mirrors with the following dimensions:
 - 74 cm x 60 cm (w x h). And 1 mirror with the following dimensions: 53 cm x 129 cm (w x h);
 - Dressing room 7 has 3 make-up mirrors with the following dimensions: 94 cm x 60 cm (w x h). And it has 1 mirror with the following dimensions: 40 cm x 120 cm (w x h);
 - Dressing room 5 has 3 make-up mirrors with the following dimensions: 88 cm x 60 cm (w x h). And 1 mirror with the following dimensions: 53 cm x 129 cm (w x h);
- All dressing rooms are lockable.

Internet

AFAS Live's backstage area offers free wireless Internet for all lessees. In order to establish a connection, enter the following password: "Amsterdam!"

Internet signal is delivered through a UTP wall outlet nearest to the place in the building where it's needed. Signal goes through a firewall and (several) switches to the desired location. There are several patch cabinets for the different areas to which the wall outlets are connected. These cabinets are connected with an internal fibre network.

Eurofiber (physical fiber provider)

Connection Type Eurofibre (physical connection)

Details:

- Throughput guaranty	100%
- Vlan transparent	No
- Class of Service	Yes
- Frame Delay	< 10 ms
- Frame Delay Variation	< 5 ms
- Frame Loss Ratio	< 0,001%
- Max. # MAC addresses	100 per UNI
- MTU size	1600 bytes ⁷

Signet (ISP signal provider)

ISP signal over Eurofiber physical connection:

Details:

- Type Eurofiber Plus Access
- Speed
 - 10Mbps up/down
 - 20Mbps up/down
 - 30Mbps up/down
 - 40Mbps up/down
- Datalimit None
- SLA MTtR: < 4 hours 24x7, availability 99,95%

For more information, please contact the Events department (events@afaslive.nl).

Damage

In order to prevent damage, the lessee may not make any changes to the floors, walls, roofs or other parts of the leased property. Lessees are prohibited from drilling, cutting or breaking into walls or floors, driving nails into any surfaces or painting walls or floors. No materials may be affixed to the walls, nor may any tape be used on the walls or floors without the permission of AFAS Live management. The use of double-sided tape is prohibited. The lessee will be held liable in the event of any damage.

Merchandising & CD sales

The sale of CDs and merchandise is the exclusive prerogative of Arnie Merch B.V. Further details: (info@arniemerch.com/ +31(0)63468900)

Loading and unloading

Indoor loading and unloading is permitted in the appropriate loading and unloading area. Trucks can also drive into the hall to unload there. The building is not equipped with a loading dock. The loading/unloading area is equipped with 2 forklift trucks (not including driver). All vehicles must leave the building immediately after loading/unloading has been completed. Vehicles may not park in the loading/unloading area without permission from the on-duty Operations Manager. Parking outside the building is restricted to the designated parking spaces. Trucks and vans can be parked near the building subject to permission from AFAS Live. For more information on parking fees and spaces, please contact the Events department (events@afaslive.nl).

The loading/unloading area also features a water connection for laser equipment or other purposes. In order to operate the forklift trucks, drivers must be in possession of a forklift licence. When using the waste containers, users must separate their waste. If large waste materials are not removed by the lessee, the cost of removal will be charged on retroactively.

Technical specifications for loading and unloading area

Dimensions	- 22 x 14.5 m (l x w)
Entrance height	- max. of 4.2 m
Exterior door dimensions	- Large: 13 x 4.5 m (w x h) - Small: 7 x 4.5 m (w x h)
Dimensions for doors leading to Black Box	- 3.9 x 4.5 m (w x h)
Power supply	- 1 x 125 A. 230/400 V CEE- form (5p) - 1 x 63 A. 230/400 V CEE- form (5p) - 1 x 32 A. 230/400 V CEE- form (5p) - 3 x 16 A. 230 V CEE- form (3p) - power handling capacity K6 maximum total of 200 Ampère per phase
Contents of roll container	- 750 litres
Forklift truck (2x)	- maximum height 4800 mm - lifting capacity 2,000 kg - minimum headroom 2145 mm
Goods lift	- Dimensions 2.7 x 1.18 x 2.10 m (l x w x h)

Loading, unloading and/or parking on the roadway or pedestrian area of De Corridor (to the rear of AFAS Live) is prohibited.

7. SAFETY & SECURITY

General

The lease contract includes the presence of security staff at all events. The security staff will guard all audience and production areas from fixed positions in AFAS Live. Their activities will not extend beyond in-house security. The lessee is obliged to supplement this basic security with show security staff, on the basis of the minimum safety requirements applied by AFAS Live.

Health and Safety requirements

All AFAS Live staff must comply with the guidelines set out in the Dutch Working Conditions Act. The lessee and any third parties supervised by the lessee will be expected to comply with the same standards. If the Health and Safety requirements are not adhered to in full, the individual in question may be removed from the work area.

Security firms

In order to ensure adequate show security, the lessee must engage the services of one of the following preferred suppliers:

- International Security Agency (www.isasecurity.nl);
- The Security Company (www.tsc.nl);
- Crowd Support (<http://www.crowdsupport.nl>);
- Profi-Sec Group (www.profi-sec.nl) or
- Forty4 Safety and Security (www.forty4.nl).

AFAS Live obliges its lessees to meet minimum requirements regarding the deployment of security staff, based on the applicable security templates. These templates are based on the nature of the event, the expected audience size and the on-site configuration.

All on-duty security staff must bear a valid ID in accordance with Ministry of Justice guidelines. Security staff must present this ID at the request of AFAS Live management.

Fixed security stations

At the behest of AFAS Live and under supervision of the on-duty Operations Manager, security staff from The Security Company will be deployed to fixed stations in accordance with AFAS Live's company emergency response plan. These stations consist of:

1. The reception desk
2. Security control room
3. Stand-by staff member
4. Sponsors' entrance
5. Loading and unloading area

On event days – from 08:00 in the morning to 01:00 at night – a single staff member from The Security Company will be deployed to guard the loading and unloading area. The costs of deploying more than one security staff member to the loading and unloading area or sponsors' entrance will be borne by the lessee. Security staff from The Security Company will be deployed at the behest of AFAS Live during additional assembly and disassembly days. These costs will be borne by the lessee.

Audience house rules

AFAS Live's House Rules will apply during all events (see appendix VI).

Barriers

AFAS Live uses a fixed set of Mojo-Barriers (44 straight, 4 flex, 2 snake, 2 large doors). The use of barriers is mandatory during events, unless indicated otherwise by AFAS Live. The use of other barrier types is not allowed.

Glasses

In order to ensure the safety of our audience, artists and staff, all consumptions will be served in disposable plastic during concerts. The use of glass will require prior written permission from AFAS Live.

Fireworks / naked flames

In order to use fireworks, the lessee must obtain permission from AFAS Live management and comply with the relevant legislation. This includes obtaining a permit from the Province of North Holland. The permit application must be submitted by the responsible fireworks display company. No fireworks may be let off above the audience. Productions at AFAS Live that have show effects which include open flames are required to hire an external fire watch. The user must furnish evidence of sufficient insurance to cover any damage caused by show effects and are required to hire an external fire watch. See Annexes I and IX for further information.

Amsterdam Fire Brigade Operating Instructions

The lessee must comply with the operating instructions issued by the Amsterdam Fire Brigade, as featured in AFAS Live occupancy permit (see appendix I). All configuration plans must be submitted to AFAS Live for approval no later than four weeks before the start of assembly work.

Safety organisation

All visitors and staff members on AFAS Live premises must comply with the company emergency response plan and any instructions issued by management, permanent security staff and external emergency services such as the Police, Fire Brigade and Municipal Health Service.

Communication with external parties

AFAS Live's on-duty Operations Manager will serve as the sole point of contact for external parties during the preparatory phase and during and after events. The Operations Manager is head of the company emergency response team and will act as a spokesperson to external parties such as the Police, Fire Brigade, Municipal Health Service and government agencies on behalf of AFAS Live management.

Communication in the event of emergencies

In the event of an emergency, the Operations Manager will immediately inform AFAS Live's managing director. The managing director is the only party authorised to speak to the press on behalf of AFAS Live.

The following hazardous substances are prohibited:

- torches or other sources of naked flames;
- highly flammable or explosive substances, gases and hazardous goods, including radiation hazards;
- goods that cause annoyance due to unpleasant odours or other characteristics, or equipment that causes annoyance due to sound or light emissions.

Any decisions regarding the above will be at the discretion of AFAS Live management and/or the Amsterdam Fire Brigade and/or Health and Safety Inspectorate.

Backdrop

In accordance with Amsterdam Fire Brigade regulations, the stage backdrop must be placed at a distance of at least one metre from the rear wall in order to ensure proper operation of the fire ventilation system's air inlet grid.

8. APPENDIX I: AFAS LIVE SAFETY GUIDELINES

1. Amsterdam Fire Brigade Operating Instructions

The lessee must comply with the operating instructions issued by the Amsterdam Fire Brigade, as featured in AFAS Live occupancy permit. The full operating instructions are available from AFAS Live upon request.

2. Company emergency response plan

2.1 General

The company emergency response plan is part of the occupancy permit. All visitors and staff members on AFAS Live premises must comply with the company emergency response plan and any instructions issued by management, (permanent) security staff and external emergency services (Police, Fire Brigade and Municipal Health Service).

2.2 Evacuations

AFAS Live management is authorised to evacuate the premises in consultation with the Police and Fire Brigade. The procedures for evacuation have been recorded in AFAS Live's company emergency response plan. AFAS Live has an evacuation system.

In the event of an evacuation, all active sound sources (not including the evacuation system) that could disrupt or drown out the evacuation signal must be switched off. The lessee is obliged to connect all Black Box sound system amplifiers to distribution panel K1.

2.3 Accessibility of the lessee

The individual to have been allocated ultimate responsibility by the lessee must be accessible at all times during the event and all assembly/disassembly work.

2.4 Security organisation

The lessee must comply with the minimum requirements for security staff deployment, as determined by AFAS Live management.

Security organisations and security staff must comply with the Private Security Organisations and Detective Agencies Act.

3. AFAS Live Capacity

The capacity of the individual spaces and the entire building in its capacity as an overall accommodation will be determined by AFAS Live on the basis of the configuration plans and the requirements specified in the occupancy permit.

4. Configuration plans

4.1 General

All configuration plans must comply with AFAS Live's occupancy permit. All configuration plans must be submitted to AFAS Live for approval no later than four weeks before the start of assembly work.

4.2 Black Box stage configurations

- A standard concert stage in the Black Box has a maximum width of 18 metres and a maximum depth of 12 metres. Plans for concert stages wider than 18 metres with a depth of over 12 metres will directly affect the Black Box's maximum capacity and must be submitted to AFAS Live for approval (see point 3);
- the stage must be positioned 1 metre from the Black Box's rear wall.

4.3 Black Box seating configurations

- Upon request, AFAS Live can provide drawings of the various seating configurations allowed under the terms of the occupancy permit;
- all aisles within the seating configuration must be kept clear of cables and other obstacles;
- Plans to place any obstacles (barriers, lighting and sound equipment, etc.) that could affect the seating configuration must be submitted to AFAS Live for approval.

4.4 Submission of configuration plans

All configuration plan drawings must:

- feature top views of all available audience areas*, namely: Entrance, Foyer, isla Talent Stage, Black Box, hallway of 3rd floor balcony;
- feature the name of the relevant location (AFAS Live) and space (for example: Black Box), date, name of the event, maximum audience capacity;
- feature a legend, all drawings must be clearly legible and should preferably be submitted in dwg, scd or pdf format, or be printed on A3.
- feature clear measurements for all tables, chairs, curtains, scenery components and other equipment or objects placed in the various spaces;
- feature clear measurements for all aisles and the width of all escape routes;
- feature additional positions for emergency lighting or exit signs;
- feature additional fire safety facilities (such as small fire extinguishing equipment).

* Standard drawings are available from AFAS Live upon request.

5. Fire safety facilities

- All fire safety equipment such as manual break glass call points, smoke detectors and fire hose reels must be easily accessible and remain clearly visible at all times;
- all exit and emergency exit signs must be clearly visible and should be illuminated when there are people in the building;
- all emergency exits and escape doors must be kept clear;
- the various entrances, passages, exits, emergency exits, aisles, galleries, stairs, access ramps and escape routes must be kept free from obstacles across the minimum required width at all times. The underlying floors must also have a closed, non-skid surface;
- no tables, chairs, stay wires or other obstacles may be placed within a radius equalling the total width of the (emergency) exits; broad aisles leading directly to the exits must be created between all tables and surrounding chairs and/or other configurations;
- spaces near the building's entrances and exits must be kept free of obstacles at all times;
- curtains inside or in front of an entrance, passage, exit and emergency exit, etc., must be attached in such a way that they open in the same direction as the doors and do not impede and/or obstruct the opening of these doors in any way.

6. Curtains, scenery, decorations, cables and stands

- Scenery items, props and other similar objects may not be highly flammable and should not cause major smoke development in the event of a fire;
- Hanging curtains, wings, scenery items and similar objects should be made from naturally fire retardant materials or have been impregnated or treated to make them less flammable;
- Impregnated curtains, wings, scenery items and other similar objects must feature a stamp or label with the fire brigade safety mark stating the date of impregnation and the date until which the procedure will remain effective;
- Impregnation must have been carried out at least 24 hours before the start of the event. Any curtains, textile and other similar objects that have not been impregnated must have been removed before the start of the event;
- The hanging curtains, wings, scenery items, etc., must be placed or attached in such a way that they cannot come into contact with lamps, footlights or similar objects;
- Free-hanging textile must be at least 10 centimetres above the floor;
- There should be at least 2.50 metres of space between the floor surface of a room and any decorations;
- Cables and wires must be attached in such a way that they will not cause anyone to trip and fall. Loose cables and wires are prohibited;
- Cables and wiring may not be routed through compartmentalisation doors (automatic doors);
- Floor and stair coverings must be attached in such a way that they cannot be displaced or curl or roll up, and may not pose any danger in terms of slipping, tripping or falling.
- Balloons containing flammable gas are prohibited;
- All stands, stages and other constructions must be made exclusively from inflammable materials and/or the following materials: wood, hardboard, triplex, multiplex, chipboard. The material must be at least 3.5 millimetres thick;
- All aisles within the space used for stands, stalls, etc., must have a width of at least 1.10 metres.
- Additional requirements apply to the following materials: glass in exterior walls and partition walls between stands; glass in ceilings, textile in vertical and horizontal applications, synthetic materials such as foils or sheeting, paper such as wallpaper, crepe paper and photo paper (specifications regarding these requirements are available from AFAS Live upon request).

7. Waste

The lessee is obliged to use the containers, waste bins and ashtrays within the building. Large waste materials and discarded scenery items must be removed immediately.

8. Kitchen facilities

In accordance with Amsterdam Fire Brigade regulations, the use of gas is not permitted in AFAS Live.

9. Vehicle parking

Subject to permission from AFAS Live management, cars, motorcycles, tractors, trailers, containers, etc., may be parked in the loading and unloading area only. Motor vehicles that remain in the loading and unloading area overnight may not be left unsupervised. In order to ensure that they are properly guarded, one security staff member will be hired from The Security Company. These costs will be borne by the lessee.

If a motor vehicle is allowed to remain parked in the audience area during show days, its battery terminals must be disconnected and the spare fuel light must be on.

10. Ensuring accessibility in aid of fire vehicles

In order to ensure unrestricted access for fire vehicles, an access route with a width of at least 5.50 metres must be kept clear at the front and rear of AFAS Live.

11. Fireworks

In order to let off fireworks in AFAS Live, the lessee must obtain permission from the Province of North Holland. A copy of this permit must be submitted to the Events department 14 days before the start of the event. No fireworks may be let off above the audience.

12. Naked flames

Naked flames are prohibited under the terms of AFAS Live's occupancy permit. Exceptions are subject to an exemption from the Municipality of Amsterdam. Such exemptions will be applied for by AFAS Live. The required information must be submitted no later than three weeks before the start of the event.

9. APPENDIX II: AFAS LIVE HOISTING GUIDELINES

Hoisting activities (rigging)

All rigging work in AFAS Live will be carried out exclusively by Frontline Rigging Consultants B.V. (Frontline). As a representative of AFAS Live, Frontline is contractually responsible for consultancy on the planning / execution and installation of (temporary) hoisting gear in aid of events. This means all hoisting plans must be approved in advance and may only be carried out by Frontline. For further details, contact Frontline: → +31(0)30- 2428280 or info@frontline-rigging.nl.

Safety helmets

Safety helmets and safety boots must be worn at all times during assembly and disassembly work.

General:

1. The lessee/user must inform both the Operations Manager and Frontline as soon as it becomes clear that his/her project will require any hoisting activities.
2. As a representative of AFAS Live, Frontline is contractually responsible for consultancy on the planning / execution and installation of (temporary) hoisting gear in aid of events.

Preparation:

- A "hoisting plan" must be submitted to Frontline no later than two weeks before the start of the event.

What is a hoisting plan?

- The hoisting plan specifies the point loads exerted on the roof by the constructions to be hoisted (point loads must be resolved into a vertical and a horizontal reactive force). These point loads include the entire hoisting chain. The position of these point loads must be specified to scale and in relation to the roof construction.
 - The hoisting plan also indicates which constructions are to be hoisted: this includes all constructions beneath the point loads and a description of their purpose, such as sound, lighting, scenery, effects.
 - The hoisting plan also specifies the speeds at which each element is to be hoisted and which points are to be hoisted simultaneously.
 - The plan must also specify how the point loads are to be attached to the roof construction.
 - Finally, the plan must specify which hoisting equipment is to be used, and the relevant working loads and brands/manufacturers.
- If Frontline identifies any shortcomings in the hoisting plan, they will be communicated to the lessee/user as quickly as possible via AFAS Live's Operations Manager.
 - The lessee / user is obliged to address any shortcomings and inform Frontline of the relevant adjustments.
 - After having conducted a check, Frontline will either approve or reject the hoisting plan. If necessary, Frontline can submit (aspects of) the hoisting plan to an expert third party for advice.
 - Frontline will report its findings to AFAS Live's Operations Manager.

Implementation of the activities

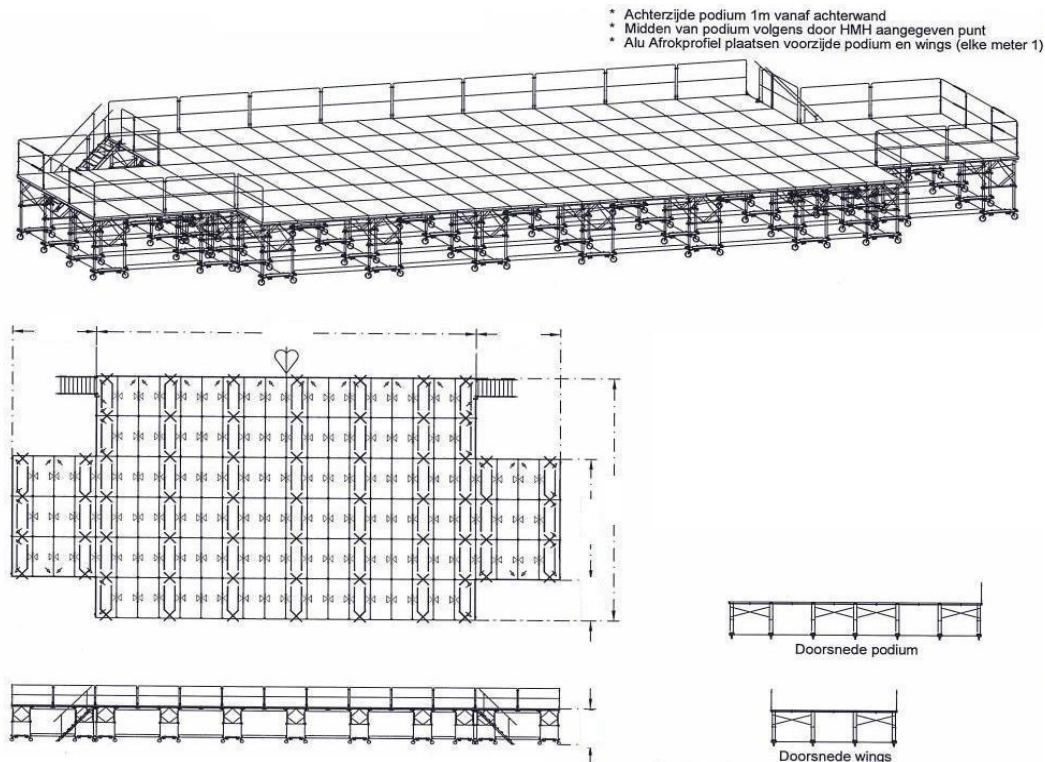
- Frontline will inspect the implementing party's hoisting equipment upon commencement of the activities.
Frontline may reject the aforementioned materials. In this case, the materials may not be used in aid of the activities.
Frontline may tolerate the aforementioned materials. In this case, the materials may be used in aid of the activities.
Under no circumstances will Frontline approve the materials: responsibility for the quality of materials and the manner in which they are used will be borne by the lessee/user or the party responsible for supplying these materials at all times.
- Frontline will monitor compliance with the legal provisions outlined in this appendix during implementation of the activities.
- In the event that any shortcomings are found, Frontline will communicate these directly to the lessee / user. The lessee / user is obliged to resolve these shortcomings as quickly as possible.
- Frontline is responsible for monitoring compliance with the hoisting plan and other stipulations outlined in this appendix, and is thus authorised to suspend or terminate activities if it deems this to be necessary.

Technical and legal provisions:

- All stipulations of the Working Conditions Act and derived decrees and regulations must be adhered to.
- All hoisting equipment must be certified and used in the appropriate manner.
- All workers (such as lighting technicians) carrying out activities in high places must be equipped with the necessary certified (personal) safety equipment and must use this equipment in the appropriate manner.
- All work in high places must be carried out in such a way that staff is secured with in-house safety lines at all times. Temporary measures must be submitted to Frontline for approval.
- In-house safety lines are intended for personal protection and may not be used for other purposes.
- In order to protect the roof construction, protective material such as jute and/or strips of carpeting must be inserted between all stop equipment and the roof (burlap).

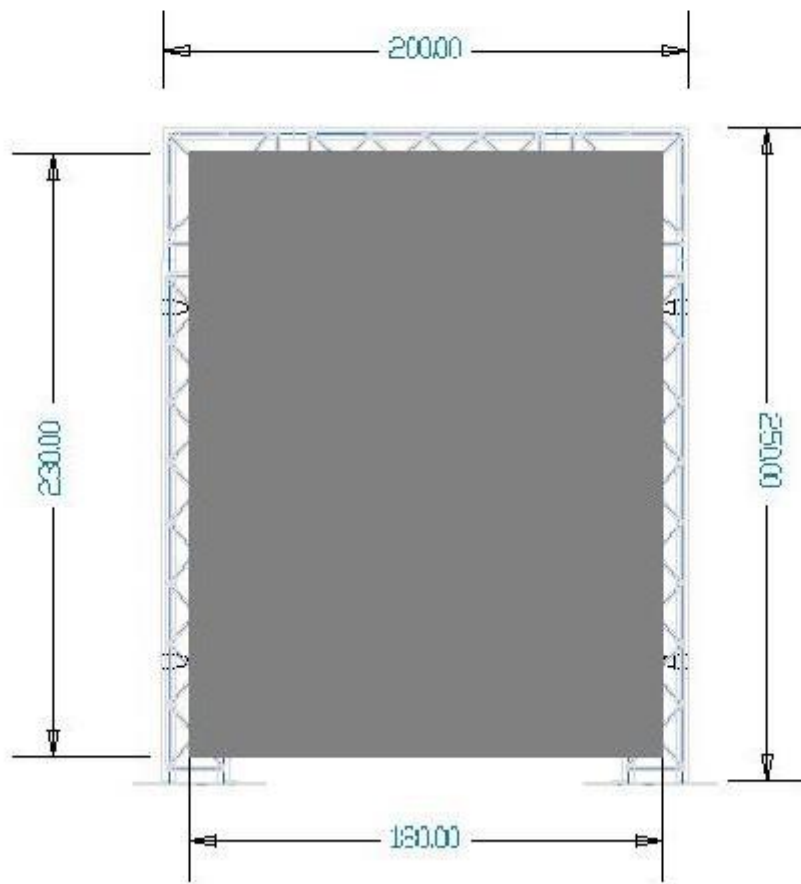
10. APPENDIX III: STANDARD AFAS LIVE STAGE

(not included in lease price)



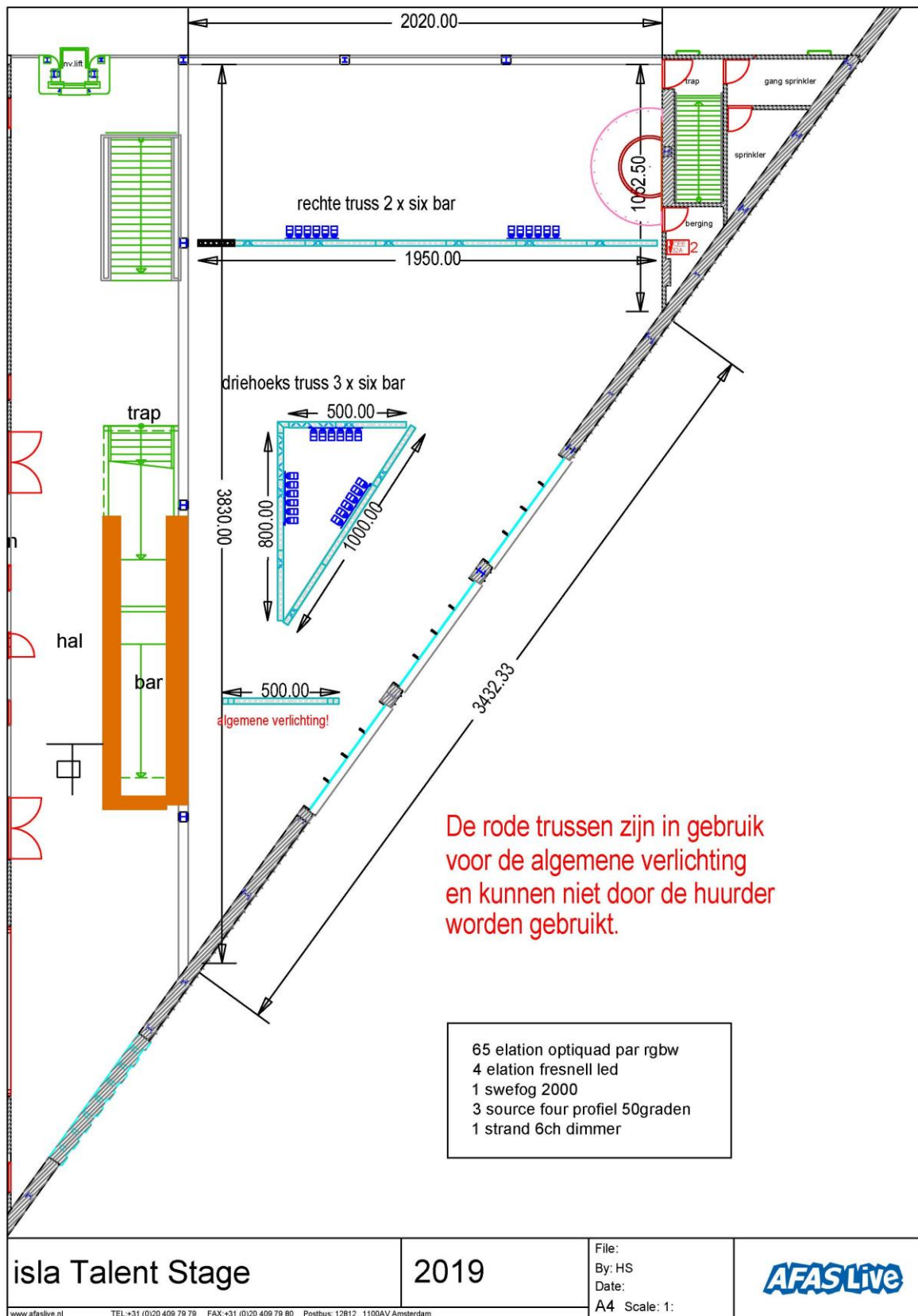
Bill of material for Stageco stage

165 stage components 2 x 1 m	<ul style="list-style-type: none"> - 132 main stage - 13 components for handicapped stand (not available for productions without consultation) - 6 components in aid of balcony search lights - 14 spare / other components
2 stage components 1 x 1 m	
26 balustrade barriers 2 m	<ul style="list-style-type: none"> - 22 straight barriers - 4 corner sections
8 balustrade fences 1 m	<ul style="list-style-type: none"> - 6 straight barriers - 2 corner sections
5 stairs	<ul style="list-style-type: none"> - 2 stairs to 1.41 m - 2 stairs to 1.80 m - 2 stairs to 2.00 m <p>A maximum of 4 stairs can be constructed using the 30 available steps.</p>
Stage height	<ul style="list-style-type: none"> - Minimum height of 91 cm (without wheels) - Followed by the subsequent increments: <ul style="list-style-type: none"> - 1.13 m - 1.41 m - Followed by 1.45 m to 2 m (can be adjusted to 5 cm increments)
60 separate legs	<ul style="list-style-type: none"> - Lengths: 20, 40, 60 and 80 cm
Skirting	<ul style="list-style-type: none"> - 1.60, 1.80 and 2 m

11. APPENDIX IV: TRUSS FRAMES

NB: Truss frames are to be used in consultation with AFAS Live

12. APPENDIX V: LIGHTING PLAN FOR ISLA TALENT STAGE



13. APPENDIX VI: PERMISSIBLE FREQUENCIES



SELECTED LOCATION

Coordinates:
 Postal code: 1101 BC
 Town: Amsterdam Zuidoost
 State / Province: Noord-Holland
 Country: The Netherlands

AVAILABLE FREQUENCIES & CHANNELS

Channel	Frequency
21	470 - 478 MHz
22	478 - 486 MHz
23	486 - 494 MHz
24	494 - 502 MHz
25	502 - 510 MHz
26	510 - 518 MHz
27	518 - 526 MHz
28	526 - 534 MHz
29	534 - 542 MHz
30	542 - 550 MHz
31	550 - 558 MHz
32	558 - 566 MHz
33	566 - 574 MHz
34	574 - 582 MHz
35	582 - 590 MHz
36	590 - 598 MHz
37	598 - 606 MHz
38	606 - 614 MHz
39	614 - 622 MHz
40	622 - 630 MHz
41	630 - 638 MHz
42	638 - 646 MHz
43	646 - 654 MHz
44	654 - 662 MHz
45	662 - 670 MHz
46	670 - 678 MHz

Channel	Frequency
47	678 - 686 MHz
48	686 - 694 MHz
49	694 - 702 MHz
50	702 - 710 MHz
51	710 - 718 MHz
52	718 - 726 MHz
53	726 - 734 MHz
54	734 - 742 MHz
55	742 - 750 MHz
56	750 - 758 MHz
57	758 - 766 MHz
58	766 - 774 MHz
59	774 - 782 MHz
60	782 - 790 MHz
61	790 - 798 MHz
62	798 - 806 MHz
63	806 - 814 MHz
64	814 - 822 MHz
65	822 - 830 MHz
66	830 - 838 MHz
67	838 - 846 MHz
68	846 - 854 MHz
69	854 - 862 MHz
1800 Mhz (1G8)	1785 - 1795 MHz
1800 Mhz (1G8)	1795 - 1800 MHz

- Free for use (max. 50mW) Mic & Wireless Monitoring
- Use not allowed
- Usable with license (max. 5W BE) (max. 10W NL) Reportersets
- Not available on this device

14. APPENDIX VII: AFAS LIVE HOUSE RULES

Applicability

1. These House Rules apply to all persons on AFAS Live premises.

General

2. Follow all instructions issued by authorised persons designated by AFAS Live Management Board. In any situations that are not covered by these House Rules, the Management Board or persons appointed by the Management Board will decide.

Access to AFAS Live

3. Access to AFAS Live requires a valid ticket or other authorisation issued by AFAS Live. Authorisations issued by AFAS Live are non-transferable. All persons on AFAS Live premises must be able to present a valid ticket or other authorisation at the request of staff designated by AFAS Live Management Board.
4. Visitors are prohibited from entering or loitering in parts of AFAS Live for which they are not authorised.
5. In principal, visitors who leave AFAS Live during an event will not be readmitted to the premises.
6. All persons on AFAS Live premises must have a valid proof of identity.
7. AFAS Live applies a minimum recommended age of 16 for visitors attending events without the supervision of an adult. Dance events apply a minimum age of 18.
8. Visitors are prohibited from bringing the following items onto the premises:
 - dangerous objects, including weapons, knives, glass and/or tins;
 - food and beverages;
 - (soft/hard) drugs and alcohol;
 - toxic, highly flammable or explosive materials, fireworks;
 - skates, bicycles, scooters, skateboards etc.;
 - pets or other animals;
 - professional photography, video and audio recording equipment;
 - all other items deemed to be a hazard to health, safety or public order by AFAS Live Management Board or persons designated by AFAS Live Management Board.
9. Persons designated by AFAS Live Management Board are entitled to search all visitors on the premises and to confiscate any unauthorised items. Confiscated items will be returned to their rightful owners after the event has finished, unless they are of an illegal nature.
10. AFAS Live Management Board reserves the right to refuse visitors access to AFAS Live without stating any reason or entitling these visitors to any form of compensation.

Inside AFAS Live

11. Visitors are prohibited from smoking inside AFAS Live except in the designated smoking areas.
12. The use of and trade in soft or hard drugs is prohibited.
13. Visitors are prohibited from entering AFAS Live while intoxicated or being intoxicated on the premises.
14. Visitors may not block access to pathways, exits and emergency exits, staircases or fire extinguishing equipment.
15. Visitors are prohibited from causing damage to goods or persons or acting in a way that could potentially cause such damage. In particular, visitors are prohibited from standing on chairs, climbing onto structures or the stage, stage diving and crowd surfing or throwing objects, including liquids. Visitors are also prohibited from acting in a manner that the Management Board deems a potential or acute threat to public order (including but not limited to wearing certain clothing items and making certain statements).
16. Visitors may only take photographs or make video or audio recordings with the permission of the event organiser. Visitors are prohibited from taking photographs or making video or audio recordings in the areas of AFAS Live that are not accessible to the general public.
17. The sale and/or distribution (either by the visitor or a party commissioned by the visitor) of commercial goods such as beverages, food, t-shirts, posters, etc., and the distribution of brochures, flyers and other advertising materials in AFAS Live and its immediate environment is prohibited unless prior written permission has been issued by AFAS Live Management Board.
18. AFAS Live is entitled to make recordings of visitors during an event and to project these on the screens on its premises. AFAS Live is also entitled to make these recordings available for use by its partners.
19. Waste, including the empty packaging from consumed beverages and food must be disposed of in the designated waste containers.
20. AFAS Live only serves alcohol to persons above the age of 18. It is not allowed for persons under the age of 18 to purchase or consume alcohol and it is prohibited for everyone to pass through alcohol to persons under the age of 18. Visitors who violate this prohibition will be removed from the venue.

Emergencies

21. All visitors to AFAS Live are expected to be aware of the various emergency exit routes. Lifts may not be used in the event of an emergency.
22. AFAS Live Management Board is entitled to evacuate AFAS Live if it deems this to be necessary.

Security

23. AFAS Live's cameras and other security systems register activities on the premises on a 24/7 basis. AFAS Live Management Board will make these recordings available to the relevant authorities if ordered to do so.

No compensation for damages

24. All visits to AFAS Live are entirely at the visitor's own risk. AFAS Live does not accept liability for damage of any kind whatsoever. AFAS Live is not responsible for cancellations by event organisers.

Denial of access, removal from the premises and fines

25. Persons designated by AFAS Live Management Board are entitled to deny access to visitors who fail to abide by the House Rules or behave in a disruptive or objectionable manner or remove them from the premises. These visitors will further be subject to an immediately payable fine of € 500, without prejudice to AFAS Live's right to claim damages. They may also be denied access to future events.

26. All criminal offences will be reported to the police. Persons designated by AFAS Live Management Board are authorised to temporarily detain visitors who have committed a criminal offence and hand them over to the police.

Personal information

27. AFAS Live processes personal information including camera footage of its visitors in accordance with the Personal Data Protection Act.

Amendments

28. AFAS Live reserves the right to amend these House Rules. Visitors are encouraged to check AFAS Live House Rules for changes on a regular basis.

15. APPENDIX VIII: NARROWCASTING

AFAS Live is using a narrow casting system. The system is a medium that is able to communicate audio visual messages in an attractive and interactive way to visitors.

A number of LCD displays can be connected together over several different locations. These are manageable and can be controlled from a central point or locally so you can create the maximum visual effect and impact at the specific location.

With this narrow casting system AFAS Live is able to present flash and video content, twitterwall, signing, advertising, webPages with RSS-feed and/or a tickertape and powerpoint presentations in a dynamic way. These will be featured on individual or groups of LCD displays, at the right place, at the right time and for the right people.

More specifications about the flash and video content with our narrow casting you will find in

Supported file formates:

Within templates*:

RSS, *.swf, *.flv, *.jpg, *.jpeg, *.png

* The specific template must be ordered

Microsoft Powerpoint 2003 / 2007 / 2010 / 2013(Fullscreen mode):

*.ppt, *.pptx, *.pps, *.ppsx

Media (Fullscreen mode)*:

*.mpg, *.mpeg, *.mpeg1, *.mpeg2, *.mpeg4, *.avi, *.wmv, *.flv, *.swf, *.mov, *.3gp, *.mp3,

*.flac, *.sdp, *.asf, *.divx, *.dv, *.m1v, *.m2v, *.m2ts, *.m4v, *.mkv, *.mp2, *.mts, *.ogg,

*.ogm, *.ogx, *.ogv, *.ts, *.vob, *.vro

* TiC Narrow Casting is using VLC mediaplayer from version 2.1 the most common codecs are being supported.

However, in some cases it can occur that a mediafile is not supported because the codec isn't supported in VLC 2.0.5.

16. APPENDIX IX: FIRE WATCH REQUIREMENTS

Productions at AFAS Live that have show effects which include open flames are required to hire an external fire watch.

External means that the fire watch has no affiliation with the party using the open flames.

- The production must notify AFAS Live of the fire watch hired.
- The production must supply the fire watch with all the following production information related to the use of the open flames, including AFAS Live in the cc:
 - o Contact details of user
 - o Description of the system to be used
 - o Layout plan indicating the position of the flames and of combustible materials (gas, aerosol, fluid)
 - o User's safety plan
 - o Cue list
- The fire watch must be present at least one hour before the show to receive instructions from the user regarding the layout plan, cue list, safety plan, etc.
- The fire watch must report by phone to 020-4097955 (on-duty AFAS Live operations manager) upon arrival.
- The fire watch must remain present until at least 30 minutes after the last cue, unless there is still a buffer of combustible materials present at that time.
- The fire watch must bring at least two of their own hand-held fire-extinguishers.
- The fire watch must be positioned near the area where open flames are being used and the combustible materials are stored for the entire duration they are on duty. They should not roam around the building.
- Prior to departure, the fire watch must phone 020-4097955 to provide an account of their watch and report their departure.