

Facts & Figures

CAPACITY AFAS Live

Black Box

- retractable bleacher (832)
- balcony (666) and 2 VIP balconies

isla Talent Stage

Foyer

Vide

Restaurant First

Legends Lounge

Café De Snor

SURFACE

3.000 m²

500 m²

1.000 m²

255 m²

152 m²

56 m²

45 m²

SEATED

± 3.500 persons

487 persons

Reception

84 persons

42 persons

30 persons

STANDING

max. 6.000 persons

670 persons

1.500 persons

200 persons

60 persons

ISLA TALENT STAGE

- Triangular shaped area of 500 m² located on the first floor
- Ideal for aftershows, meetings and diners
- Fixed sound and light equipment
- Projection screen 7,50 x 4,25 m (16:9)

VIDE

- Catering and reception area
- Multifunctional use
- Access from isla Talent Stage to Restaurant First

FOYER

- Transparent façade
- Fixed sound and light equipment
- Total: 1232 lockers
- Panorama elevator
- Spacious entrance and foyer
- Private sponsor/VIP entrance at the Johan Cruijff Boulevard

BLACK BOX

- Size: 61 x 43 m
- Free space to lowest beams 12,50 m and 17,50 m from stage
- Excellent acoustics
- High-quality air conditioning
- Removable stage and retractable bleacher
- Backdrops available
- 650 Amp power outlet for stage technique and 250 Amp power outlet for other requirements
- Beams (4.000 kg) – meets almost every requirement

CATERING

- Free choice of caterer (private events)
- Spacious kitchen with modern appliances
- Deepfreeze and refrigerator facilities

EXCELLENT LOCATION AND ACCESSIBILITY

- Located in the Southeast of Amsterdam, just off the A2 (Utrecht – Amsterdam) at the Johan Cruijff Boulevard, opposite the Johan Cruijff ArenA
- 100 m from train and tube station “Bijlmer ArenA”
- 7.000 parking facilities within walking distance

VIP LOGES

- Two VIP balconies with perfect sightlines
- Bar and hostess

CAFÉ DE SNOR

- Fully furnished pub
- Open during concerts
- Also for private events

LOADING DOCK

- Doors (13 and 7.5 m wide, 4.5 m high)
- Easy access to main hall for trucks
- Large service elevator

RESTAURANT FIRST

LEGENDS LOUNGE

BACKSTAGE AREA

- Separate backstage entrance and separate walking area for artists
- 2 catering areas (first and second floor)
- 8 dressing rooms with shower and toilet, of which 2 are band dressing rooms
- 3 production offices

1. General information on AFAS Live	1
2. Black box.....	3
3. isla Talent Stage.....	7
4. Entrance / Foyer.....	9
5. Café De Snor.....	12
5. Balcony.....	13
6. Backstage area.....	14
7. Safety & Security.....	18
8. APPENDIX I: AFAS Live safety guidelines	20
9. APPENDIX II: AFAS Live hoisting guidelines.....	24
10. APPENDIX III: Standard AFAS Live stage	26
11. APPENDIX IV: Truss frames.....	27
12. APPENDIX V: Lighting plan for isla Talent Stage.....	28
13. APPENDIX VI: Permissible frequencies	29
14. APPENDIX VII: AFAS Live house rules	29
15. APPENDIX VIII: Narrowcasting.....	33
16. APPENDIX IX: Fire watch requirements.....	34

1. GENERAL INFORMATION ON AFAS LIVE

General

Since its official opening in 2001, AFAS Live has certainly lived up to its motto 'Live will never be the same'. The facility has proved its worth to the international concert industry and business event market alike, both of which highly value its distinguishing qualities. With a unique, easily accessible location in Amsterdam, the unparalleled acoustics of the Black Box, logistical advantages and transparent organisational structure (catering and facilities are free), AFAS Live is one of Europe's most modern event locations. AFAS Live is the ideal location for any event based around the live experience.

AFAS Live has a hall designed especially for amplified music, known as the Black Box. This spacious facility offers perfect acoustics. The Black Box can be configured to create any desired atmosphere. The stage is adjustable and movable. The Black Box also has a permanent balcony and retractable, flexible seating. With a spacious Entrance area, visitors awaiting the start of an event will never have to wait outside in the wind or rain. The Entrance leads to the spacious Foyer, which has a 16-metre ceiling height. AFAS Live's Talent Stage is located on the 1st floor and is used to accommodate small groups or visitors from the seating area and permanent balcony. The facility can also be used for afterparties after an event has finished. Close to the VIP entrance an additional space has been constructed; the Vide. Visitors reach the Vide with a spiral staircase and from there have a view on the Foyer and over the outside boulevard. Underneath the Vide are programmable lights that give a special effect. AFAS Live also offers a range of other facilities such as cloakrooms, lockers, sanitary facilities and food service outlets. In addition to a main entrance with cash registers, the building also has a separate entrance for VIPs and guests.



AFAS Live on the Johan Cruijff Boulevard



The spacious Entrance

Capacities for standard concert configurations

AFAS Live	seated	standing / seated
Black Box	± 2,180	± 4,000 (standing)
Seating	832 (optional)	768 (optional)
Balcony	666	666
VIP boxes (Pathe 61 + Foyer 98)	159	200
Wheelchair platform (wheelchair & supervisor)	16	16
Total	Cap: 3,792	Cap: 6,000

Visiting address: main entrance

AFAS Live
Johan Cruijff Boulevard 590
1101 DS AMSTERDAM ZUIDOOST

Postal address

AFAS Live
P.O. Box 12812
1100 AV AMSTERDAM ZUIDOOST

Visiting address: reception / office / backstage (rear of the building)

De corridor 9
1101 BC AMSTERDAM ZUIDOOST
Tel : +31(0)20-4097979 (general)
Fax : +31(0)20-4097980
e-mail : info@afaslive.nl

AFAS Live: Directions

AFAS Live is located in Amsterdam Zuidooost and is easily accessible by both car and public transport. Amsterdam Airport Schiphol is located at a mere 15-minute drive from the building.

Car parks

P6 is the car park beneath AFAS Live, with a maximum headroom of 2 metres. Transferium / P1 is the car park directly across from AFAS Live, and features a special entrance for handicapped vehicles with a height of over 2 metres.

You can park in all car parks in AFAS Live's surrounding area.

Further details: www.bereikbaar.amsterdam.nl

From Utrecht & Amsterdam

- Driving from Utrecht or Amsterdam, take exit 1 Transferium/ Ouderkerk aan de Amstel / Amsterdam Zuidooost;
- Take a left at the end of the exit ramp and follow the signs to P6;
- P6 is the car park beneath AFAS Live.

From Amersfoort A1

- Driving from Amersfoort on the A1 motorway, take exit A9 to Schiphol / Amstelveen;
- Take exit AMC (or, from the A2 motorway to Amsterdam, take exit 1 Transferium, see above);
- Take a right at the end of the exit ramp and follow the signs to P6;
- P6 is the car park beneath AFAS Live.

Coaches

Privately hired coaches with the purpose of bringing and picking up groups of visitors to and from events in AFAS Live, can park at P-Bus. For further details, please contact our Events department (events@afaslive.nl).

Public transport

AFAS Live is easily accessible by metro and train. The Amsterdam Bijlmer Arena NS train station and metro station is located at just 2 minutes walking distance from AFAS Live. The Duivendrecht NS train station and metro station is located at just 15 minutes walking distance from AFAS Live. Further details: www.9292ov.nl

Bicycles


AFAS Live does not have a supervised bicycle shed. However, you can park your bicycle in the bicycle racks on the ArenA Boulevard, such as those in front of the Pathé ArenA cinema complex, the Decathlon and the Mediamarkt.

2. BLACK BOX

General

The Black Box is AFAS Live's large rectangular hall, which features large built-in bars on both the Foyer and Pathé side. The VIP boxes are located directly above these bars, and can be accessed from the isla Talent Stage or backstage area.

There is also a special bar for visitors on the permanent balcony. The Black Box has been equipped with a high-end air conditioning system.



Empty Black Box



Black Box with seats

Stage / balcony / (handicapped) seating

The Black Box features a flexible standard stage (not included in the basic rent) with stairs and arm rests (adjustable in height and width) that can also be removed in its entirety (for a standard stage plan, see appendix III). The stage consists of modular components finished with a rough wooden floor plate. No nails, screws (double-sided) tape or other materials may be affixed to the stage.

The lessee must ensure that the stage is delivered in its original condition (condition at the start of the lease period) once disassembly work has been completed.

According to fire brigade regulations, there must always be a distance of at least one metre between the stage and the Black Box's permanent rear wall.

Naturally, there are also many other possible stage configurations, such as "in the round" concerts. This will involve additional charges. All stage plan applications must be submitted to AFAS Live.

The Black Box also has a fixed balcony and retractable seating. A special handicapped platform can be assembled upon request.



Black Box

Stage curtains

Upon request, the stage can be fitted with stage curtains in the form of one backdrop and two side curtains (fixed positions). There is no front curtain.

In accordance with Amsterdam Fire Brigade regulations, the stage backdrop must be placed at a distance of at least one metre from the rear wall in order to ensure proper operation of the fire ventilation system's air inlet grid.

Rubber mats / cable ramps

AFAS Live is equipped with 6 rubber mats with a length of 5 metres, and 40 cable ramps with a length of 1 metre each in order to cover up cabling on the floor.

House lighting

The standard house lighting in the Black Box can be dimmed. The house lighting is controlled by means of DMX and is designed to be controlled from distribution panel K1 at stage left. The house lights can also be patched into your own lighting control console and controlled from front of house. The work light in the Black Box can be configured to multiple lighting groups.

Sound levels

The maximum permissible sound level in the Black Box may not exceed 103 dB (A) LA_{eq}.

Search lights

AFAS Live is not equipped with search lights. Search lights will be installed in consultation with the Operations Manager and must comply with the operating instructions issued by the Amsterdam Fire Brigade.

Electricity

No parties other than authorised AFAS Live staff are permitted to make or break connections with the power supply. All connections in excess of 32 A are deactivated as standard, and can be switched on upon request. In the event of a production that lasts several consecutive days and has no (overnight) security, all connections in excess of 32 A will be deactivated as soon as the building is empty.

Projection screens

Along the long sides of the Black Box are two projection screens. The projectors have a maximum resolution of 1920x1080. This is also the maximum resolution for all presentation materials, such as PowerPoint etc.

With this narrow casting system AFAS Live is able to present flash and video content, twitterwall, signing, advertising, webPages with RSS-feed and/or a tickertape and powerpoint presentations in a dynamic way. These will be featured on individual or groups of LCD displays, at the right place, at the right time and for the right people. More specifications about the flash and video content with our narrow casting see appendix VIII.

Technical specifications for the Black Box

Dimensions	- 61 x 43 m (l x w)
Floor area	- ± 3,000 m ²
Height of audience area	- 12.5 m to lowest beam - 17m to top of beam
Height of stage area	- 17.5 m to lowest beam - 21m to top of beam
Standard stage dimensions	- 18 x 10 m (l x w) or 18 x 12 m (l x w)
Standard stage height	- The most common dimensions are: 1.8 and 2 m
Standard side wing dimensions	- 6 x 4 m (w x d)
Stage component dimensions	- 2 x 1 m

Live Nation Venues (Netherlands) B.V., P.O. Box 12812, 1100 AV Amsterdam ZO, Tel. 020-409 79 79
CoC Amsterdam: 27173176, ABN AMRO Bank: NL44 ABNA 0253 1664 70, VAT number 8062.54.476 B01

Stage floor finishing	- Rough floor plate
Maximum stage load	- 750 kg/m ² (in standard configuration)
Number of available stage components	- 165 (2 x 1 m)
Adjacent access door dimensions	- largest door: 3.9 x 4.5 m (w x h) - largest door between audience area and Black Box (mirrored wall): 1.70 x 2.66 m (w x h) - lowest passage under VIP lodges: 2.66 m
Point load beams	- point loads 40 kN / 4,000 kg
Sound absorption	- 80%
Maximum permissible sound level	- Maximum of 103 dB(A)
Height of catwalks / walkways	- audience area 12.5 m above floor height - stage area: 17.5 m above floor height
Catwalk / walkway load	- 1 kN/m, or 100 kg/m at the edges - 1 kN/m ² or 100 kg/m ² on the floor
Height of audience area beams	- 12.5 m to underside of beam - 17 m to top of beam
Height of stage area (stage tower)	- 17.5 m to underside of beam - 21 m to top of beam
Number of beams	- 7 beams
Beam-beam distance	- 7.8 meter (heart-heart)
Point load beams	- 4.68 kN/m, or 468 kg/m on lower beam - 5.35 kN/m, or 535 kg/m on upper beam
Black Box power supply	- 6 x 32 A. 230/400 V CEE-form (5p) along wall (GF) - 6 x 16 A. 230 V CEE-form (3p) along wall (GF) - 1 x 32 A. 230/400 V CEE-form (5p) seating (1 st floor) - 3 x 32 A. 230/400 V CEE-form (5p) balcony (3 rd floor) - 4 x 32 A. 230/400 V CEE-form (5p) catwalk (4 th floor)
Power supply stage right (lighting distribution panel – L1)	- 1 x 400 A. 230/400 V Powerlock (5p) - 3 x 125 A. 230/400 V CEE- form (5p) - 2 x 63 A. 230/400 V CEE- form (5p) - 4 x 32 A. 230/400 V CEE- form (5p) - 1 x 16 A. 230 V CEE- form (5p) - 3 x 16 A. 230 V CEE- form (3p) - power handling capacity L1 maximum total of 600 Ampère per phase
Power supply stage left (sound distribution panel – K1) *	- 1 x 200 A. 230/400 V Powerlock - 2 x 125 A. 230/400 V CEE- form (5p) - 2 x 63 A. 230/400 V CEE- form (5p) - 3 x 32 A. 230/400 V CEE-form (5p) - 1 x 16 A. 230 V CEE- form (5p) - 3 x 16 A. 230 V CEE- form (3p) - power handling capacity K1 maximum total of 250 Ampère per phase
Miscellaneous	- distribution box: in 125 A, out 2 x 63A and 2 x 32A (CEE-form 5p) - distribution box: in 32 A CEE-form, out 6 x 16 A schuko - 5 x 32 A. CEE form (5p) 20-metre extension lead
Stage curtain dimensions (black wool): - Backdrop - Side curtain - Balcony curtains	- 30 x 10 (l x h) consisting of 7 4 x 10 m curtains - 12 m, per side, consisting of two 10 x 4 m curtains and one 8 x 4 m curtain

Live Nation Venues (Netherlands) B.V., P.O. Box 12812, 1100 AV Amsterdam ZO, Tel. 020-409 79 79
CoC Amsterdam: 27173176, ABN AMRO Bank: NL44 ABNA 0253 1664 70, VAT number 8062.54.476 B01

Standard house lighting (dimmable)	- 122 opti quad par RGBW
Work light	- 46 Colombo 400 Watt HQL daylight lamps
Floor	- concrete with PU top layer coating
Floor load	- max. floor load is 2,000 kg/m ²
Man lift	- 1x model SMWP11-2100. Self-propelled. max. working height of 11 m
Man lift	- 1 x ALP-lift, PH 1200 model, 230 Volt / max. working height of 13 m

- * In connection with AFAS Live's company emergency response plan, the lessee is obliged to connect all Black Box sound system amplifiers to distribution panel K1 (see appendix I, Amsterdam Fire Brigade operating instructions). AFAS Live does not feature a piano / grand piano.

3. ISLA TALENT STAGE

General

The 1st floor of AFAS Live features the isla Talent Stage: a triangular room that can be used for aftershows, plenary sessions and dinners. The isla Talent Stage can be combined with the adjacent Vide, which can be ideal for business meetings.

The atmospheric lighting is dimmable. The isla Talent Stage features one permanent bar and can be equipped with mobile bars if necessary. The isla Talent Stage features toilets and a cloakroom. The cloakroom has capacity for 1600 coats. As standard, the isla Talent Stage features various projection facilities.

With standard facilities such as a permanent lighting and sound system with DJ equipment in the separate DJ booth (for specifications, see the section below and the lighting plan in appendix V), the isla Talent Stage is ideally suited to pre and after parties.



isla Talent Stage



isla Talent Stage in full-capacity configuration

Sound equipment

The sound levels measured in the isla Talent Stage may not exceed 95 dB (A). Lease of the isla Talent Stage includes use of the existing lighting and sound systems including DJ equipment. AFAS Live does not have its own microphones.

Video equipment

The projection facilities in the isla Talent Stage consist of a BARCO HDF W-26 (FULL HD, 1920 x 1080 RES, 26000 AL), BARCO PDS-902 3G switcher and projection screen 16:9 with dimensions 4,25 x 7,50 meters. If you would like to use the in-house projection facilities in the isla Talent Stage, please contact our Events department (events@afaslive.nl).

isla Talent Stage: general specifications

Dimensions	- Triangle: long sides 38 x 44 m, short side 20
Floor area	- 500 m ²
Height	- 10.8 m
Capacity:	
- standing	- 669
- seated	- 481
Suspension points	- 7, with a 30 mm lifting eye (drawing available upon request)
Suspension point load	- vertical 5 kN / 500 kg - horizontal loads are NOT allowed
Power supply:	- 4 x 32 A. 230/400 V CEE-form (5p)

Live Nation Venues (Netherlands) B.V., P.O. Box 12812, 1100 AV Amsterdam ZO, Tel. 020-409 79 79
CoC Amsterdam: 27173176, ABN AMRO Bank: NL44 ABNA 0253 1664 70, VAT number 8062.54.476 B01

- technical area	- 4 x 16 A. 230 V CEE-form (3p)
Stage curtains behind projection screen (black wool)	- 10 x 21 m (h x w)
Floor	- Concrete with PU top layer coating

isla Talent Stage: technical specifications

Lighting equipment

Number	Description
65	Elation optiquad par rgbw
4	Elation fresnell led
1	Swefog 2000
3	Source four profil 50graden
15 m.	Front truss H30 V
8x5x10 m.	Triangular truss H30 V
	Multi connector Harting 16p

Sound equipment

Number	Description
	PA L/R
2	Synco W8LM Grid
4	Shackle with screw pin (SWL 33KN)
8	Synco W8LC/W8LM Connection pin
12	Synco W8LM Mini cabinet
2	Synco W8LMD Down cabinet
	Amp Racken
2	XTA DP226 DSP System controller
4	Synco MA2.8S amplifier

DJ equipment (DJ booth setup)

Number	Description
2	Technics SL-1200 turntable incl. element Ortofon Concorde
1	Pioneer DJM 900 NXS2
3	Pioneer CDJ-2000 CD-player
1	RCF ART 300 active DJ monitor

4. ENTRANCE / FOYER


General

The Entrance offers access to the Foyer, isla Talent Stage, Vide and to the Black Box. The cash register – which is the point of sale for AFAS Live prepaid payment cards – is located in the front right section of the transparent Entrance. The Entrance is equipped with a TV screen for presentations.

AFAS Live has a separate VIP entrance designed especially for invited guests and sponsors. Situated next to the main entrance, the VIP entrance is fitted with a glass turnstile door. Guests are led upstairs via a spiral staircase, which brings them to the entresol on the first floor; the Vide.

The Foyer is located on the ground floor of AFAS Live, adjacent to the Entrance: a large, high rectangular space with a transparent façade. The Foyer connects some of AFAS Live's most important areas. On the ground floor, the Foyer is connected to the Black Box. The stairs and lift to the 1st floor connect the Foyer to both isla Talent Stage and the Vide. Due to its exceptional length and height, the Foyer is highly suitable as a reception area. The space can easily be transformed into a lounge or catering area by introducing selected furniture elements. Furniture and stands may only be placed on the long side of the Foyer, up to a maximum depth of 2.5 metres (depending on the number of guests).

The Foyer has a large, spacious cloakroom with capacity for 1,200 coats, as well as a ticket register, a Grab & Go food stand and a large bar. There are also 688 lockers in the Foyer, and another 544 in the corridor on the Pathé side, providing a total of 1,232 lockers on the ground floor, which can be scaled up during busy periods.



The first floor provides access to the isla Talent Stage as well as to the entresol, from which the visitors have access both to the VIP balcony on the Foyer side and to Restaurant First via a walkway. Overlooking the Foyer, the restaurant seats 84 guests and serves dinners before concerts.

The Vide is a multifunctional space and can serve either as an extra break out or workshop space in addition to the isla Talent Stage, Foyer and Black Box. It is an ideal space for meetings, receptions, dinners or brainstorming sessions, for which the layout of the space can be determined on each occasion. In addition, the space can also easily function as a catering or reception area. A technical highlight of the entresol includes the fact that the space below is fitted with an extensive range of programmable lights.

The Legends Lounge offers an inviting space on the second floor above the Foyer and has a maximum seating capacity of 42. It offers hospitality packages for associates and can also be booked for small private groups.

Posters, banners, etc. can be mounted on truss frames in both the entrance and the Foyer (consultation required). A total of eight truss frames are available. See Annex IV for the dimensions.

Entrance screen

The Entrance features an LG lv355c LED TV. The screen resolution is 1920x1080 (16:9). Content to be submitted on a USB stick.

Outdoor LED screen

3 round LED screens are affixed to the facade of AFAS Live and are visible across a large part of the Arena Boulevard. m². Image properties total:

Width: 1920 Pixels
Height: 1080 Pixels
Resolution: 72 Pixels/Inch

Please contact our Events Department (events@afaslive.nl) if you wish to make use of these LED screens.

Our narrowcasting system allows us to schedule different content on the screens. Please see Appendix VIII for more information.

Merchandising & CD sales

In the entrance or in the Foyer it is possible to sell merchandise. The sale of CDs and merchandise is the exclusive prerogative of Arnie Merch B.V. Further details: (info@arniemerch.com/ +31(0)63468900)

Technical specifications for Entrance area

Floor area	- 275 m ²
Height	- 2.68 m
Main entrance door dimensions	- largest door: 2.13 x 2.5 m (w x h)
Glass partition door dimensions	- largest door: 1.88 x 2.66 m (w x h)
Floor	- Concrete with PU top layer coating
Power supply	- 2 x 32 A. 230/400 V CEE-form (5p) - 3 x 16 A 230 V CEE- form (3p)

Technical specifications for Foyer

Dimensions	<ul style="list-style-type: none"> - length including hospitality area 110 x 8 x 15.5 m (l x w x h) - floor area: 90 x 8 x 15.5 m (l x w x h)
Floor area	<ul style="list-style-type: none"> - length including hospitality area: 880 m² - floor area: 720 m²
Height	<ul style="list-style-type: none"> - 15.5 m
Dimensions for (emergency) Foyer exit door	<ul style="list-style-type: none"> - 2 x 2.6 m (w x h) - heights for vehicles 2 x 2.54 m (w x h)
Floor	<ul style="list-style-type: none"> - Concrete with PU top layer coating
Floor load	<ul style="list-style-type: none"> - maximum of 2,000 kg/m²
Suspension points	<ul style="list-style-type: none"> - 23, with a 30 mm lifting eye (drawing available upon request)
Suspension point load	<ul style="list-style-type: none"> - vertical 5 kN / 500 kg - horizontal loads are NOT allowed
Power supply	<ul style="list-style-type: none"> - 4 x 32 A. 230/400 V CEE-form (5p) in cable duct along wall - 4 x 16 A. 230 V CEE- form (3p) - 6 x 16 A. 230 V wall sockets along cable duct / wall
Lift dimensions	<ul style="list-style-type: none"> - 89 x 230 x 139 cm (w x h x d)
Lift load	<ul style="list-style-type: none"> - 630 kg / 8 people

Technical specifications for Vide

Dimensions	<ul style="list-style-type: none"> - 34 x 8 x 11,5 m (l x w x h)
Floor area	<ul style="list-style-type: none"> - 255 m²
Height	<ul style="list-style-type: none"> - 11,5 m
Power supply	<ul style="list-style-type: none"> - 3 x 32A - 10 x 16A

5. CAFÉ DE SNOR

General

Café De Snor is a 45 m² room above the ground floor, which can be reached via the stairs in the Foyer. It's an authentic brown café (Dutch pub) with all the works.

Drinks in Café De Snor after the event are a great way to round off a concert experience and say goodbye to your guests in an exclusive setting.

The high-end air extraction system will refresh all air in the room 20x per hour (6000m³/h). Air in the room is extracted by means of ceiling grilles and is then naturally supplemented with external air and air from the isla Talent Stage.

Technical specifications for Café De Snor

Dimensions	- 8.50 X 5.90 X 3.5 m (l x w x h)
Floor area	- 45 m ²
Height	- 3.5 m
Floor load	- a maximum of 500 kg/m ²
Suspension points	- N/A
Power supply	- 10 x 16 A. /230 V wall sockets along wall

5. BALCONY

The Balcony is located on the 3rd floor and can be accessed from the isla Talent Stage via the lift or stairs. The Balcony features 666 seats and has its own bar in the Black Box. Mobile bars can also be set up in the hall outside the Black Box. The Balcony also features toilets and a cloakroom. The cloakroom has capacity for 1500 coats.

Search lights can be installed on the plateau behind the Balcony's middle seating section. When closed to the public, the balcony can be hidden from view with black curtains. The Black Box will then appear smaller, thus creating a more intimate setting.

In the balcony hall are 8 wall frames with artist banners. It is possible to stretch your own banners in these frames. Dimensions of the frames are: 1,80 x 2,69 meters (h x w).

Technical specifications for the Balcony

Dimensions	- Underside of Balcony measured from ground floor: 6.18 m
Power supply: - Inside the Black Box - In the hall	- 3 x 32 A. 230/400 V CEE-form (5p) - 3 x 16 A. /230 V wall sockets - 8 x 16 A 230 V wall sockets

6. BACKSTAGE AREA

General

The Backstage area is located to the rear of the building, at De Corridor 9. AFAS Live offices are located in the backstage area; the reception is on the ground floor and the other offices are on the 2nd floor. For the purpose of the productions, there are production offices on the 1st floor. On the ground floor there is a large kitchen and there are catering areas on the 1st and 2nd floor. The loading area is also on the rear side of the building. Goods can be transported from the ground floor to the 1st and 2nd floors by means of a goods lift, with a maximum load of 2,000 kg / 26 persons.

Production offices

3 production offices are situated on the 1st floor.

- 3 production management offices of approx. 20 m² each;
- phone/data connection lines;
 - Production office: Internal: 318, external: +31204097930
 - Bandproduction: Internal: 307, external: +31204097925
- analogue line for fax or modem;
- copier;
- USB connections;
- phones.

Internet

AFAS Live's backstage area offers free wireless Internet for all lessees for which a password is provided during built up.

Internet signal is delivered through a UTP wall outlet nearest to the place in the building where it's needed. Signal goes through a firewall and (several) switches to the desired location. There are several patch cabinets for the different areas to which the wall outlets are connected. These cabinets are connected with an internal fibre network.

Eurofiber (physical fiber provider)

Connection Type Eurofibre (physical connection)

Details:

- Throughput guaranty	100%
- Vlan transparent	No
- Class of Service	Yes
- Frame Delay	< 10 ms
- Frame Delay Variation	< 5 ms
- Frame Loss Ratio	< 0,001%
- Max. # MAC addresses	100 per UNI
- MTU size	1600 bytes

Signet (ISP signal provider)

ISP signal over Eurofiber physical connection:

Details:

- | | |
|-------------|-------------------------------------|
| - Type | Eurofiber Plus Access |
| - Speed | 10Mbps up/down |
| | 20Mbps up/down |
| | 30Mbps up/down |
| | 40Mbps up/down |
| - Datalimit | None |
| - SLA MTtR: | < 4 hours 24x7, availability 99,95% |

For more information, please contact the Events department (events@afaslive.nl).

Catering facilities

There is a large kitchen on the ground floor and both catering areas (1st and 2nd floor) are equipped with a small open kitchen. In accordance with Amsterdam Fire Brigade regulations, the use of gas is prohibited in AFAS Live.

Facilities in large kitchen (ground floor)

- Freezer and cold stores;
 - Ice cube maker;
 - Rinsing sinks and work tables;
 - Coffee machines;
 - Deep fryer;
 - Oven (upon request);
 - Extraction system;
 - Additional power supplies: 3 x 32 A. 230/400 V CEE- form (5p);
- Additional power supplies available on request: 1 x 125 A. 230/400 V CEE- form (5p).

Facilities in catering areas (1st and 2nd floor)

- Postmix system;
- Coffee machine;
- Work table;
- Rinsing sink;
- 30x 50 kitchen grill;
- Extraction system;
- Refrigerator;
- Freezer (only on the 1st floor);
- Kitchen grill;
- Additional power supply for 1st floor restaurant: 1 x 32 A. 230/400 V CEE- form (5p);
- Additional power supply for 1st floor restaurant: 2 x 16 A. 230 V CEE- form (3p);
- Additional power supply for 2nd floor restaurant: 1 x 32 A. 230/400 V CEE- form (5p).
- Additional power supply for 2nd floor restaurant: 2 x 16 A. 230 V CEE- form (3p)

Dressing rooms

AFAS live has 8 dressing rooms on the 2nd floor.

- There are 2 large and 6 small dressing rooms;
- All dressing rooms feature tables, chairs, a couch and a television;
- 7 dressing rooms feature a shower and toilet, dressing room 8 does not;
- Dressing rooms 1, 2, 3, 4, 6 and 8 all feature 2 make-up mirrors with the following dimensions 74 cm x 60 cm (w x h) and 1 mirror with the following dimensions: 53 cm x 129 cm (w x h);
- Dressing room 7 has 3 make-up mirrors with the following dimensions: 94 cm x 60 cm (w x h) and it has 1 mirror with the following dimensions: 40 cm x 120 cm (w x h);
- Dressing room 5 has 3 make-up mirrors with the following dimensions: 88 cm x 60 cm (w x h). And 1 mirror with the following dimensions: 53 cm x 129 cm (w x h);
- All dressing rooms are lockable.

Loading and unloading area

Indoor loading and unloading is permitted in the appropriate loading/unloading area. Trucks can also drive into the hall to unload in the Black Box. Loading and unloading on the roadway or pedestrian area of De Corridor (to the rear of AFAS Live) is prohibited. The building is not equipped with a loading dock.

All vehicles must leave the building immediately after loading/unloading has been completed. Vehicles may not park in the loading/unloading area without permission from the Operations Manager on-duty.

The loading/unloading area is equipped with 2 forklift trucks (not including driver). In order to operate the forklift trucks, drivers must be in possession of a forklift licence.

The loading/unloading area also features a water connection e.g. for laser equipment and the waste containers are located here. Users must separate their waste; large waste materials must be removed by the lessee. If not, the cost of removal will be charged on retroactively.

Parking outside the building is restricted to the designated parking spaces. Trucks and vans can be parked near the building subject to permission from AFAS Live. For more information on parking spaces and fees, please contact the Events department (events@afaslive.nl).

Technical specifications for loading and unloading area

Dimensions	- 22 x 14.5 m (l x w)
Entrance height	- max. of 4.2 m
Exterior door dimensions	- Large: 13 x 4.5 m (w x h) - Small: 7 x 4.5 m (w x h)
Dimensions for doors leading to Black Box	- 3.9 x 4.5 m (w x h)
Power supply	- 1 x 125 A. 230/400 V CEE- form (5p) - 1 x 63 A. 230/400 V CEE- form (5p) - 1 x 32 A. 230/400 V CEE- form (5p) - 3 x 16 A. 230 V CEE- form (3p) - power handling capacity K6 maximum total of 200 Ampère per phase
Contents of roll container	- 750 litres
Forklift truck (2x)	- maximum height 4800 mm - lifting capacity 2,000 kg - minimum headroom 2145 mm
Goods lift	- Dimensions 2.7 x 1.18 x 2.10 m (l x w x h)

Damage

In order to prevent damage, the lessee may not make any changes to the floors, walls, roofs or other parts of the leased property. Lessees are prohibited from drilling, cutting or breaking into walls or floors, driving nails into any surfaces or painting walls or floors. No materials may be affixed to the walls, nor may any tape be used on the walls or floors without the permission of AFAS Live management. The use of double-sided tape is prohibited. The lessee will be held liable in the event of any damage.

7. SAFETY & SECURITY

General

AFAS Live sets strict requirements when it comes to safety; both to herself and to the tenant. Among other things; All parties must comply with the guidelines set out in the Dutch Working Conditions Act; a fixed structure has been determined for the deployment of venue- and show security; requirements are set for the use of open fire and fireworks; and AFAS Live practices clear house rules and communication structures.

Health and Safety requirements

All AFAS Live staff must comply with the guidelines set out in the Dutch Working Conditions Act. The lessee and any third parties supervised by the lessee will be expected to comply with the same standards. If the Health and Safety requirements are not adhered to in full, the individual in question may be removed from the work area.

Fixed security stations

At the behest of AFAS Live and under supervision of the on-duty Operations Manager, security staff from The Security Company will be deployed during built-up and break-down, and during the event. These fixed stations are in accordance with AFAS Live's company emergency response plan and only perform venue tasks. Among other things, they secure the backstage entrances and man the security control room. In consultation, the team of venue security can be scaled up, for example when the lessee wishes to load/unload through more than one entrance. Lessee is obliged to complement venue security with show security during the course of the event, based on the minimum requirements set by AFAS Live.

Security firms

AFAS Live obliges its lessees to meet minimum requirements regarding the deployment of security staff, based on the applicable security templates. These templates are based on the nature of the event, the expected audience size and the on-site configuration.

All on-duty security staff must bear a valid ID in accordance with Ministry of Justice guidelines. Security staff must present this ID at the request of AFAS Live management.

In order to ensure adequate show security, the lessee must engage the services of one of the following preferred suppliers:

- Forty4 Safety and Security (www.forty4.nl);
- International Security Agency (www.isasecurity.nl);
- Profi-Sec Group (www.profi-sec.nl) or
- The Security Company (www.tsc.nl).

Audience house rules

AFAS Live's House Rules will apply during all events (see appendix VI).

Barriers

AFAS Live uses a fixed set of Mojo-Barriers (50 straight, 4 flex, 2 snake, 2 large doors). The use of barriers is mandatory during events, unless indicated otherwise by AFAS Live. The use of other barrier types is not allowed.

Glasses

In order to ensure the safety of our audience, artists and staff, all consumptions will be served in disposable plastic during concerts. The use of glass will require prior written permission from AFAS Live.

Fireworks / naked flames

In order to use fireworks, the lessee must obtain permission from AFAS Live management and comply with the relevant legislation. This includes obtaining a permit from the Province of North Holland. The permit application must be submitted by the responsible fireworks display company. No fireworks may be let off above the audience. Productions at AFAS Live that have show effects which include open flames are required to hire an external fire watch. The user must furnish evidence of sufficient insurance to cover any damage caused by show effects and are required to hire an external fire watch. See Annexes I and IX for further information.

The following hazardous substances are prohibited:

- torches or other sources of naked flames;
- highly flammable or explosive substances, gases and hazardous goods, including radiation hazards;
- goods that cause annoyance due to unpleasant odours or other characteristics, or equipment that causes annoyance due to sound or light emissions.

Any decisions regarding the above will be at the discretion of AFAS Live management and/or the Amsterdam Fire Brigade and/or Health and Safety Inspectorate.

Amsterdam Fire Brigade Operating Instructions

The lessee must comply with the operating instructions issued by the Amsterdam Fire Brigade, as featured in AFAS Live occupancy permit (see appendix I). All configuration plans must be submitted to AFAS Live for approval no later than four weeks before the start of assembly work.

Safety organisation

All visitors and staff members on AFAS Live premises must comply with the company emergency response plan and any instructions issued by management, permanent security staff and external emergency services such as the Police, Fire Brigade and Municipal Health Service.

Communication with external parties

AFAS Live's on-duty Operations Manager will serve as the sole point of contact for external parties during the preparatory phase and during and after events. The Operations Manager is head of the company emergency response team and will act as a spokesperson to external parties such as the Police, Fire Brigade, Municipal Health Service and government agencies on behalf of AFAS Live management.

Communication in the event of emergencies

In the event of an emergency, the Operations Manager will immediately inform AFAS Live's managing director. The managing director is the only party authorised to speak to the press on behalf of AFAS Live.

8. APPENDIX I: AFAS LIVE SAFETY GUIDELINES

1. Amsterdam Fire Brigade Operating Instructions

The lessee must comply with the operating instructions issued by the Amsterdam Fire Brigade, as featured in AFAS Live occupancy permit. The full operating instructions are available from AFAS Live upon request.

2. Company emergency response plan

2.1 General

The company emergency response plan is part of the occupancy permit. All visitors and staff members on AFAS Live premises must comply with the company emergency response plan and any instructions issued by management, (permanent) security staff and external emergency services (Police, Fire Brigade and Municipal Health Service).

2.2 Evacuations

AFAS Live management is authorised to evacuate the premises in consultation with the Police and Fire Brigade. The procedures for evacuation have been recorded in AFAS Live's company emergency response plan. AFAS Live has an evacuation system.

In the event of an evacuation, all active sound sources (not including the evacuation system) that could disrupt or drown out the evacuation signal must be switched off. The lessee is obliged to connect all Black Box sound system amplifiers to distribution panel K1.

2.3 Accessibility of the lessee

The individual to have been allocated ultimate responsibility by the lessee must be accessible at all times during the event and all assembly/disassembly work.

2.4 Security organisation

The lessee must comply with the minimum requirements for security staff deployment, as determined by AFAS Live management.

Security organisations and security staff must comply with the Private Security Organisations and Detective Agencies Act.

3. AFAS Live Capacity

The capacity of the individual spaces and the entire building in its capacity as an overall accommodation will be determined by AFAS Live on the basis of the configuration plans and the requirements specified in the occupancy permit.

4. Configuration plans

4.1 General

All configuration plans must comply with AFAS Live's occupancy permit. All configuration plans must be submitted to AFAS Live for approval no later than four weeks before the start of assembly work.

4.2 Black Box stage configurations

- A standard concert stage in the Black Box has a maximum width of 18 metres and a maximum depth of 12 metres. Plans for concert stages wider than 18 metres with a depth of over 12 metres will directly affect the Black Box's maximum capacity and must be submitted to AFAS Live for approval (see point 3);
- the stage must be positioned 1 metre from the Black Box's rear wall.

4.3 Black Box seating configurations

- Upon request, AFAS Live can provide drawings of the various seating configurations allowed under the terms of the occupancy permit;
- all aisles within the seating configuration must be kept clear of cables and other obstacles;
- Plans to place any obstacles (barriers, lighting and sound equipment, etc.) that could affect the seating configuration must be submitted to AFAS Live for approval.

4.4 Submission of configuration plans

All configuration plan drawings must:

- feature top views of all available audience areas*, namely: Entrance, Foyer, isla Talent Stage, Vide, Black Box, hallway of 3rd floor balcony;
- feature the name of the relevant location (AFAS Live) and space (for example: Black Box), date, name of the event, maximum audience capacity;
- feature a legend, all drawings must be clearly legible and should preferably be submitted in dwg, scd or pdf format, or be printed on A3.
- feature clear measurements for all tables, chairs, curtains, scenery components and other equipment or objects placed in the various spaces;
- feature clear measurements for all aisles and the width of all escape routes;
- feature additional positions for emergency lighting or exit signs;
- feature additional fire safety facilities (such as small fire extinguishing equipment).

* Standard drawings are available from AFAS Live upon request.

5. Fire safety facilities

- All fire safety equipment such as manual break glass call points, smoke detectors and fire hose reels must be easily accessible and remain clearly visible at all times;
- all exit and emergency exit signs must be clearly visible and should be illuminated when there are people in the building;
- all emergency exits and escape doors must be kept clear;
- the various entrances, passages, exits, emergency exits, aisles, galleries, stairs, access ramps and escape routes must be kept free from obstacles across the minimum required width at all times. The underlying floors must also have a closed, non-skid surface;
- no tables, chairs, stay wires or other obstacles may be placed within a radius equalling the total width of the (emergency) exits; broad aisles leading directly to the exits must be created between all tables and surrounding chairs and/or other configurations;
- spaces near the building's entrances and exits must be kept free of obstacles at all times;
- curtains inside or in front of an entrance, passage, exit and emergency exit, etc., must be attached in such a way that they open in the same direction as the doors and do not impede and/or obstruct the opening of these doors in any way.

6. Curtains, scenery, decorations, cables and stands

- Scenery items, props and other similar objects may not be highly flammable and should not cause major smoke development in the event of a fire;
- Hanging curtains, wings, scenery items and similar objects should be made from naturally fire retardant materials or have been impregnated or treated to make them less flammable;
- Impregnated curtains, wings, scenery items and other similar objects must feature a stamp or label with the fire brigade safety mark stating the date of impregnation and the date until which the procedure will remain effective;
- Impregnation must have been carried out at least 24 hours before the start of the event. Any curtains, textile and other similar objects that have not been impregnated must have been removed before the start of the event;
- The hanging curtains, wings, scenery items, etc., must be placed or attached in such a way that they cannot come into contact with lamps, footlights or similar objects;
- Free-hanging textile must be at least 10 centimetres above the floor;
- There should be at least 2.50 metres of space between the floor surface of a room and any decorations;
- Cables and wires must be attached in such a way that they will not cause anyone to trip and fall. Loose cables and wires are prohibited;
- Cables and wiring may not be routed through compartmentalisation doors (automatic doors);
- Floor and stair coverings must be attached in such a way that they cannot be displaced or curl or roll up, and may not pose any danger in terms of slipping, tripping or falling.
- Balloons containing flammable gas are prohibited;
- All stands, stages and other constructions must be made exclusively from inflammable materials and/or the following materials: wood, hardboard, triplex, multiplex, chipboard. The material must be at least 3.5 millimetres thick;
- All aisles within the space used for stands, stalls, etc., must have a width of at least 1.10 metres.
- Additional requirements apply to the following materials: glass in exterior walls and partition walls between stands; glass in ceilings, textile in vertical and horizontal applications, synthetic materials such as foils or sheeting, paper such as wallpaper, crepe paper and photo paper (specifications regarding these requirements are available from AFAS Live upon request).

7. Waste

The lessee is obliged to use the containers, waste bins and ashtrays within the building. Large waste materials and discarded scenery items must be removed immediately.

8. Kitchen facilities

In accordance with Amsterdam Fire Brigade regulations, the use of gas is not permitted in AFAS Live.

9. Vehicle parking

Subject to permission from AFAS Live management, cars, motorcycles, tractors, trailers, containers, etc., may be parked in the loading and unloading area only. Motor vehicles that remain in the loading and unloading area overnight may not be left unsupervised. In order to ensure that they are properly guarded, one security staff member will be hired from The Security Company. These costs will be borne by the lessee.

If a motor vehicle is allowed to remain parked in the audience area during show days, its battery terminals must be disconnected and the spare fuel light must be on.

10. Ensuring accessibility in aid of fire vehicles

In order to ensure unrestricted access for fire vehicles, an access route with a width of at least 5.50 metres must be kept clear at the front and rear of AFAS Live.

11. Fireworks

In order to let off fireworks in AFAS Live, the lessee must obtain permission from the Province of North Holland. A copy of this permit must be submitted to the Events department 14 days before the start of the event. No fireworks may be let off above the audience.

12. Naked flames

Naked flames are prohibited under the terms of AFAS Live's occupancy permit. Exceptions are subject to an exemption from the Municipality of Amsterdam. Such exemptions will be applied for by AFAS Live. The required information must be submitted no later than three weeks before the start of the event.

9. APPENDIX II: AFAS LIVE HOISTING GUIDELINES

Hoisting activities (rigging)

All rigging work in AFAS Live will be carried out exclusively by Frontline Rigging Consultants B.V. (Frontline). As a representative of AFAS Live, Frontline is contractually responsible for consultancy on the planning / execution and installation of (temporary) hoisting gear in aid of events. This means all hoisting plans must be approved in advance and may only be carried out by Frontline. For further details, contact Frontline: → +31(0)30- 2428280 or info@frontline-rigging.nl.

Safety helmets

Safety helmets and safety boots must be worn at all times during assembly and disassembly work.

General:

1. The lessee/user must inform both the Operations Manager and Frontline as soon as it becomes clear that his/her project will require any hoisting activities.
2. As a representative of AFAS Live, Frontline is contractually responsible for consultancy on the planning / execution and installation of (temporary) hoisting gear in aid of events.

Preparation:

- A "hoisting plan" must be submitted to Frontline no later than two weeks before the start of the event.

What is a hoisting plan?

- The hoisting plan specifies the point loads exerted on the roof by the constructions to be hoisted (point loads must be resolved into a vertical and a horizontal reactive force). These point loads include the entire hoisting chain. The position of these point loads must be specified to scale and in relation to the roof construction.
 - The hoisting plan also indicates which constructions are to be hoisted: this includes all constructions beneath the point loads and a description of their purpose, such as sound, lighting, scenery, effects.
 - The hoisting plan also specifies the speeds at which each element is to be hoisted and which points are to be hoisted simultaneously.
 - The plan must also specify how the point loads are to be attached to the roof construction.
 - Finally, the plan must specify which hoisting equipment is to be used, and the relevant working loads and brands/manufacturers.
- If Frontline identifies any shortcomings in the hoisting plan, they will be communicated to the lessee/user as quickly as possible via AFAS Live's Operations Manager.
 - The lessee / user is obliged to address any shortcomings and inform Frontline of the relevant adjustments.
 - After having conducted a check, Frontline will either approve or reject the hoisting plan. If necessary, Frontline can submit (aspects of) the hoisting plan to an expert third party for advice.
 - Frontline will report its findings to AFAS Live's Operations Manager.

Implementation of the activities

- Frontline will inspect the implementing party's hoisting equipment upon commencement of the activities.
Frontline may reject the aforementioned materials. In this case, the materials may not be used in aid of the activities.
Frontline may tolerate the aforementioned materials. In this case, the materials may be used in aid of the activities.
Under no circumstances will Frontline approve the materials: responsibility for the quality of materials and the manner in which they are used will be borne by the lessee/user or the party responsible for supplying these materials at all times.
- Frontline will monitor compliance with the legal provisions outlined in this appendix during implementation of the activities.
- In the event that any shortcomings are found, Frontline will communicate these directly to the lessee / user. The lessee / user is obliged to resolve these shortcomings as quickly as possible.
- Frontline is responsible for monitoring compliance with the hoisting plan and other stipulations outlined in this appendix, and is thus authorised to suspend or terminate activities if it deems this to be necessary.

Technical and legal provisions:

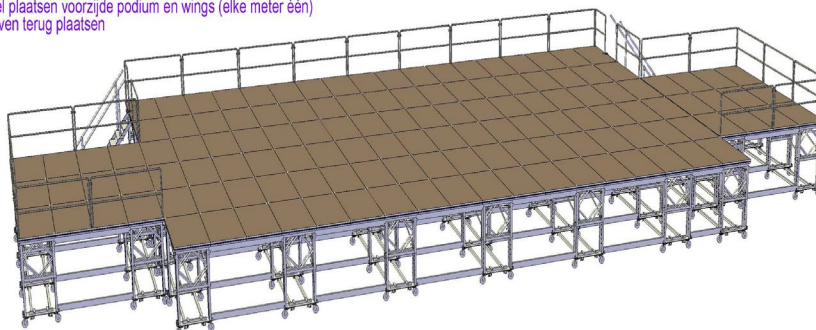
- All stipulations of the Working Conditions Act and derived decrees and regulations must be adhered to.
- All hoisting equipment must be certified and used in the appropriate manner.
- All workers (such as lighting technicians) carrying out activities in high places must be equipped with the necessary certified (personal) safety equipment and must use this equipment in the appropriate manner.
- All work in high places must be carried out in such a way that staff is secured with in-house safety lines at all times. Temporary measures must be submitted to Frontline for approval.
- In-house safety lines are intended for personal protection and may not be used for other purposes.
- In order to protect the roof construction, protective material such as jute and/or strips of carpeting must be inserted between all stop equipment and the roof (burlap).

10. APPENDIX III: STANDARD AFAS LIVE STAGE

(not included in lease price)

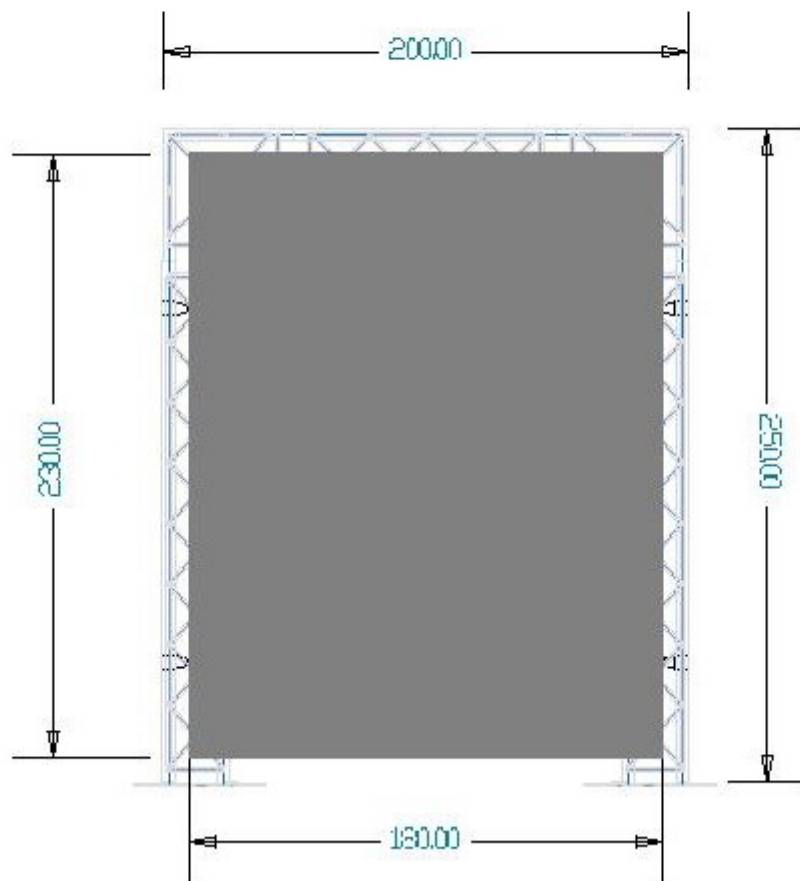
Achterzijde podium 1m00 vanaf achterwand
Midden van podium volgens door AFAS aangegeven punt
Alu afrokprofiel plaatsen voorzijde podium en wings (elke meter één)
Spigot-schroeven terug plaatsen

Vloerhoogte podium: 1m80
Vloerhoogte wings: 1m80



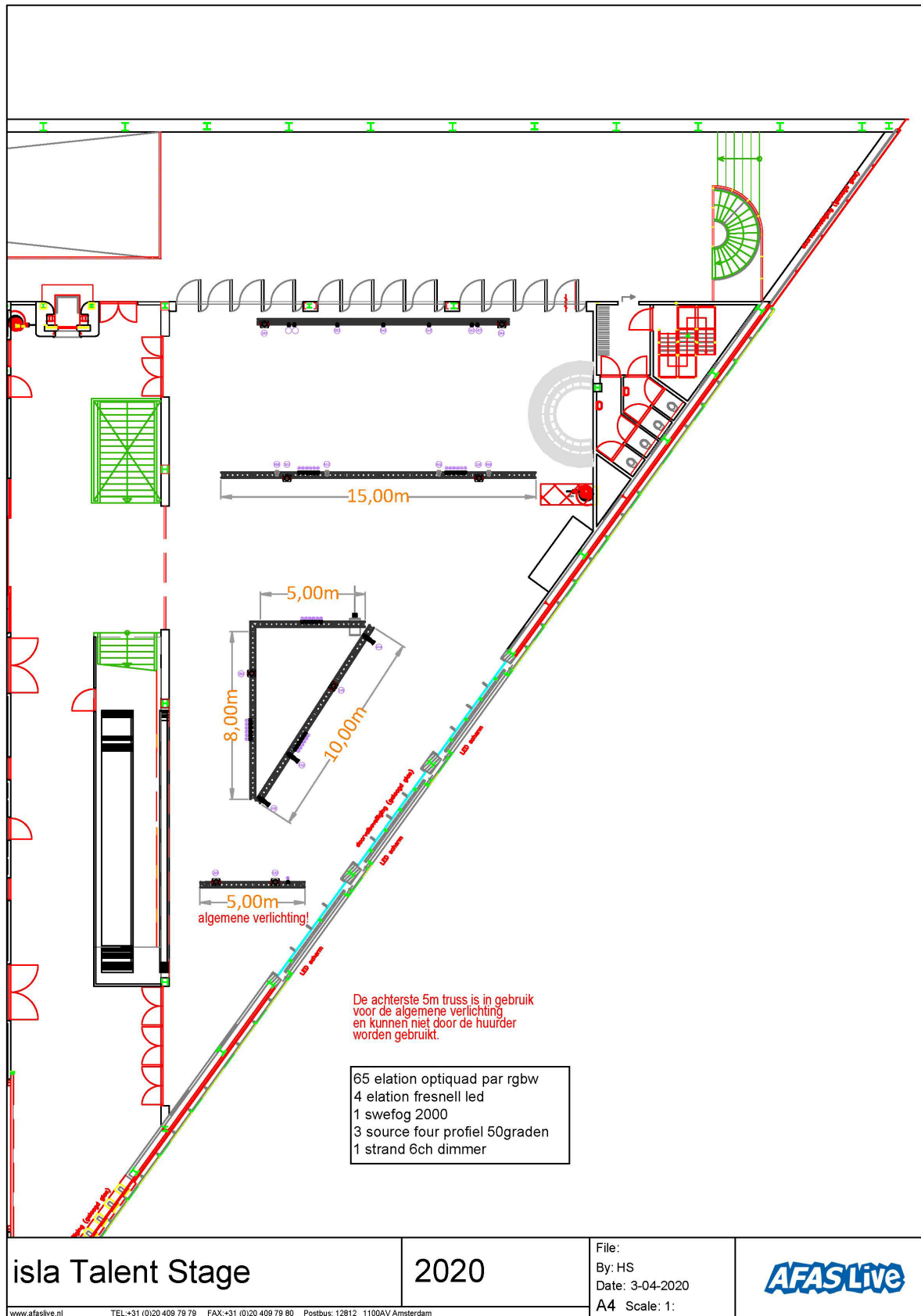
Bill of material for Stageco stage

165 stage components 2 x 1 m	<ul style="list-style-type: none"> - 132 main stage - 13 components for handicapped stand (not available for productions without consultation) - 6 components in aid of balcony search lights - 14 spare / other components
2 stage components 1 x 1 m	
26 balustrade barriers 2 m	<ul style="list-style-type: none"> - 22 straight barriers - 4 corner sections
8 balustrade fences 1 m	<ul style="list-style-type: none"> - 6 straight barriers - 2 corner sections
5 stairs	<ul style="list-style-type: none"> - 2 stairs to 1.41 m - 2 stairs to 1.80 m - 2 stairs to 2.00 m <p>A maximum of 4 stairs can be constructed using the 30 available steps.</p>
Stage height	<ul style="list-style-type: none"> - Minimum height of 91 cm (without wheels) - Followed by the subsequent increments: <ul style="list-style-type: none"> - 1.13 m - 1.41 m - Followed by 1.45 m to 2 m (can be adjusted to 5 cm increments)
60 separate legs	<ul style="list-style-type: none"> - Lengths: 20, 40, 60 and 80 cm
Skirting	<ul style="list-style-type: none"> - 1.60, 1.80 and 2 m

11. APPENDIX IV: TRUSS FRAMES

NB: Truss frames are to be used in consultation with AFAS Live

12. APPENDIX V: LIGHTING PLAN FOR ISLA TALENT STAGE



Live Nation Venues (Netherlands) B.V., P.O. Box 12812, 1100 AV Amsterdam ZO, Tel. 020-409 79 79
CoC Amsterdam: 27173176, ABN AMRO Bank: NL44 ABNA 0253 1664 70, VAT number 8062.54.476 B01

13. APPENDIX VI: PERMISSIBLE FREQUENCIES



SELECTED LOCATION

Coordinates:
 Postal code: 1101 BC
 Town: Amsterdam Zuidoost
 State / Province: Noord-Holland
 Country: The Netherlands

AVAILABLE FREQUENCIES & CHANNELS

Channel	Frequency
21	470 - 478 MHz
22	478 - 486 MHz
23	486 - 494 MHz
24	494 - 502 MHz
25	502 - 510 MHz
26	510 - 518 MHz
27	518 - 526 MHz
28	526 - 534 MHz
29	534 - 542 MHz
30	542 - 550 MHz
31	550 - 558 MHz
32	558 - 566 MHz
33	566 - 574 MHz
34	574 - 582 MHz
35	582 - 590 MHz
36	590 - 598 MHz
37	598 - 606 MHz
38	606 - 614 MHz
39	614 - 622 MHz
40	622 - 630 MHz
41	630 - 638 MHz
42	638 - 646 MHz
43	646 - 654 MHz
44	654 - 662 MHz
45	662 - 670 MHz
46	670 - 678 MHz

Channel	Frequency
47	678 - 686 MHz
48	686 - 694 MHz
49	694 - 702 MHz
50	702 - 710 MHz
51	710 - 718 MHz
52	718 - 726 MHz
53	726 - 734 MHz
54	734 - 742 MHz
55	742 - 750 MHz
56	750 - 758 MHz
57	758 - 766 MHz
58	766 - 774 MHz
59	774 - 782 MHz
60	782 - 790 MHz
61	790 - 798 MHz
62	798 - 806 MHz
63	806 - 814 MHz
64	814 - 822 MHz
65	822 - 830 MHz
66	830 - 838 MHz
67	838 - 846 MHz
68	846 - 854 MHz
69	854 - 862 MHz
1800 Mhz (1G8)	1785 - 1795 MHz
1800 Mhz (1G8)	1795 - 1800 MHz

	Free for use (max. 50mW) Mic & Wireless Monitoring
	Use not allowed
	Usable with license (max. 5W BE) (max. 10W NL) Reportersets
	Not available on this device

14. APPENDIX VII: AFAS LIVE HOUSE RULES

Applicability

1. These Company Rules apply to all persons present in AFAS Live.

General rules

2. Always follow the directions given by authorised staff designated by the management of AFAS Live. In unforeseen circumstances not provided for by these company rules, the management or the authorised staff will decide.

Admission to AFAS Live

3. Admission to AFAS Live is exclusively granted upon presentation of a valid admission ticket or any other authorisation issued by AFAS Live. Authorisation can only be issued by presenting valid identification papers. Additional personal information can also be requested, such as place of birth, date of birth and residence.
4. Authorisation issued by or on behalf of AFAS Live is non-transferable and needs to be worn in a visible place at all times. Persons authorised by AFAS Live management can request all persons present to show a valid admission ticket or another authorisation issued by or on behalf of AFAS Live.
5. It is prohibited to enter or linger around any area other than that area of AFAS Live for which authorisation was granted.
6. Visitors leaving AFAS Live during an event will not be allowed access to AFAS Live again during that same event.
7. All persons present in AFAS Live need to be able to present valid identification.
8. AFAS Live applies a recommended minimum age of 16 years for unaccompanied minors attending events. Visitors under the age of 18 years will not be admitted to late-night events.
9. Staff authorised by AFAS Live management have the right to check all persons requesting admission to or those already present in AFAS Live, and to seize any illicit items. This safety check includes a body search, as indicated under Dutch private law (“privaatrechtelijke oppervlakkige veiligheidsfouillering” or POV: private superficial security search). This body search is carried out at the entrance or exit of AFAS Live or inside the venue if there is a reason to do so. A full safety search entails: checking bags, suitcases, boxes or any other carried items. A superficial security search is performed on clothing, pockets and, possibly, shoes. If a person refuses to participate in said security search, this person will not be admitted to or removed from the premises.
10. The following items cannot be brought into AFAS Live: a. food and drink; b. hazardous objects, such as weapons, knives, glass objects and metal objects, such as cans, tins or canisters; c. (soft and/or hard) drugs or alcohol; d. poisonous and combustible materials or light explosives and/or fireworks; e. skates, bicycles, kick scooters, skateboards et cetera; f. pets or any other animals; g. professional photo and/or video and/or audio recording equipment; h. flags and flagpoles; i. drones and similar flying objects; j. selfie sticks; and k. any other items which, to the exclusive judgement of the management of AFAS Live and the persons designated by the management of AFAS Live, could pose a safety and/or health hazard and danger to the public order. Additionally, the organiser of any event in AFAS Live is authorised to take additional safety measures for any event, such as refusing the entrance of large bags and/or backpacks. For this reason, visitors need to inform themselves beforehand if such additional rules are applicable.
11. The management of AFAS Live exclusively has the right to refuse admittance to AFAS Live to any person, without this person having the right to compensation.

Inside AFAS Live

12. Visitors under the age of 18 are prohibited from buying and/or consuming alcohol in and around AFAS Live. Furthermore, visitors aged 18 and older are prohibited from providing alcohol to visitors under the age of 18. Persons designated by the management of AFAS Live monitor compliance with the above, whereby visitors can be requested to present proof of identification or an (18+)

wristband issued by AFAS Live. Upon violation of the aforementioned prohibition, the visitor may be denied access to AFAS Live.

13. Smoking is prohibited in AFAS Live, other than in those areas specified as Designated Smoking Areas.
14. The possession and use of and trade in (soft and/or hard) drugs is strictly prohibited.
15. It is prohibited to enter AFAS Live or be present in AFAS Live while under the influence of alcohol.
16. It is not allowed to block gangways, (emergency) exits or fire extinguishers or hydrants.
17. It is prohibited to cause damage to goods or harm persons or act in such a way that such damage or harm is imminent. Standing on seats, climbing on structures or unto the stage, stage diving and crowdsurfing, throwing objects, including liquids, is particularly prohibited. In addition, it is prohibited to act in such a manner (including, but not limited to, wearing certain clothes such as those affiliated with certain sports clubs or expressing certain views), which, to the exclusive judgement of the management (may) disturb the peace.
18. Taking photographs and making video or audio recordings are only allowed if the organiser of the event has given its consent thereto. Taking photographs and making video or audio recordings in the areas of AFAS Live that are not accessible to the general public is not allowed.
19. Offering for sale and/or otherwise distributing or having distributed merchandise such as beverages, food, T-shirts, posters and such, and the distribution of brochures, flyers, and other advertising in AFAS Live and its direct vicinity is only permitted after prior written consent of the management of AFAS Live.
20. AFAS Live and the organiser of an event (subject to the approval of AFAS Live) have the right to make screen recordings of the visitors of an event. AFAS Live has the right to display these recordings on the LED screens on the outside of, and on the screens inside AFAS Live. Moreover, AFAS Live has the right to use these recordings for its own purposes and make these recordings available for use by its partners. The organiser of an event has the right (subject to the approval of AFAS Live) to use any recordings of its event at its own discretion and free of charge and to exploit these in any which way.
21. Any waste, including that of consumed drinks and food, must be deposited in the appropriate containers.
22. Anyone present in AFAS Live can be subjected to sound levels surpassing 80 dBA. Wearing hearing protection is one's own responsibility.
23. The management of AFAS Live does advice all visitors to use hearing protection in order to prevent loss of hearing.

Calamities

24. Anyone present in AFAS Live must familiarize oneself with the escape routes to be used in case of a calamity. The use of elevators in case of a calamity is strictly prohibited.
25. The management of AFAS Live has the right to have AFAS Live evacuated if, in its opinion, the situation requires it.

Security

26. The surveillance systems of AFAS Live record not only image and sound but also the presence of persons during 24 hours per day. AFAS Live management can let justice authorities observe the recordings made by these systems.

No compensation

27. Visitors enter AFAS Live at their own risk. AFAS Live will not be liable for any damage a visitor suffers or may suffer as a consequence of the decision to cancel an event.

Denial of access, removal and fine

28. The persons designated by the management of AFAS Live are at all times authorised to deny access to or remove from AFAS Live those persons who do not abide by these company rules, or in any way act in a disruptive or annoying manner. Moreover, these persons will owe an immediately payable fine to AFAS Live of €500 without prejudice to the right of AFAS Live to compensation. In addition, an access injunction may be imposed on these persons.
29. The discovery of any criminal offences will, at all times, be reported to the police. In such an event, the persons designated by the management of AFAS Live are authorised to make an arrest and hand over the person(s) to the police.

Personal data

30. AFAS Live processes any personal data including camera images of its visitors in accordance with the Personal Data Protection Act.

Changes

31. AFAS Live reserves the right to amend these company rules. Visitors are hereby encouraged to regularly review the company rules of AFAS Live for any changes.

15. APPENDIX VIII: NARROWCASTING

AFAS Live is using a narrow casting system. The system is a medium that is able to communicate audio visual messages in an attractive and interactive way to visitors.

A number of LCD displays can be connected together over several different locations. These are manageable and can be controlled from a central point or locally so you can create the maximum visual effect and impact at the specific location.

With this narrow casting system AFAS Live is able to present flash and video content, twitterwall, signing, advertising, webPages with RSS-feed and/or a tickertape and powerpoint presentations in a dynamic way. These will be featured on individual or groups of LCD displays, at the right place, at the right time and for the right people.

More specifications about the flash and video content with our narrow casting you will find in

Supported file formats:

Within templates*:

RSS, *.swf, *.flv, *.jpg, *.jpeg, *.png

* The specific template must be ordered

Microsoft Powerpoint 2003 / 2007 / 2010 / 2013(Fullscreen mode):

*.ppt, *.pptx, *.pps, *.ppsx

Media (Fullscreen mode)*:

*.mpg, *.mpeg, *.mpeg1, *.mpeg2, *.mpeg4, *.avi, *.wmv, *.flv, *.swf, *.mov, *.3gp, *.mp3,

*.flac, *.sdp, *.asf, *.divx, *.dv, *.m1v, *.m2v, *.m2ts, *.m4v, *.mkv, *.mp2, *.mts, *.ogg,

*.ogm, *.ogx, *.ogv, *.ts, *.vob, *.vro

* TiC Narrow Casting is using VLC mediaplayer from version 2.1 the most common codecs are being supported.

However, in some cases it can occur that a mediafile is not supported because the codec isn't supported in VLC 2.0.5.

16. APPENDIX IX: FIRE WATCH REQUIREMENTS

Productions at AFAS Live that have show effects which include open flames are required to hire an external fire watch.

External means that the fire watch has no affiliation with the party using the open flames.

- The production must notify AFAS Live of the fire watch hired.
- The production must supply the fire watch with all the following production information related to the use of the open flames, including AFAS Live in the cc:
 - o Contact details of user
 - o Description of the system to be used
 - o Layout plan indicating the position of the flames and of combustible materials (gas, aerosol, fluid)
 - o User's safety plan
 - o Cue list
- The fire watch must be present at least one hour before the show to receive instructions from the user regarding the layout plan, cue list, safety plan, etc.
- The fire watch must report by phone to 020-4097955 (on-duty AFAS Live operations manager) upon arrival.
- The fire watch must remain present until at least 30 minutes after the last cue, unless there is still a buffer of combustible materials present at that time.
- The fire watch must bring at least two of their own hand-held fire-extinguishers.
- The fire watch must be positioned near the area where open flames are being used and the combustible materials are stored for the entire duration they are on duty. They should not roam around the building.
- Prior to departure, the fire watch must phone 020-4097955 to provide an account of their watch and report their departure.